



Welcome to

Stellar Phoenix BKF Recovery

Version 2.0

User Guide



Overview

A Backup tool is a versatile tool empowered by Microsoft in Windows for taking backup of data. Being a versatile tool, this utility is as equally vulnerable to various corruptions such as:

- Software malfunctioning
- Unexpected system shut down while taking a back up
- Media read error
- Virus attack

Stellar Phoenix BKF Recovery repairs and recovers lost data from corrupted BKF files in all instances of BKF corruptions when the user can not restore the back up data, find missing contents or have to deal with some error messages like:

- Unrecognizable file
- Runtime error
- CRC (Cyclic Redundancy Check) error

Stellar Phoenix BKF Recovery is a powerful tool that provides restoration of BKF files after any logical losses. It uses an advanced algorithm, which processes the corrupted files quickly and restores the data intact. It is user friendly software, which does not require prior technical skills to recover corrupted BKF files. This software automatically recovers corrupted files after selection of files.

Key features of Stellar Phoenix BKF Recovery:

- **Automatically repairs** the file after selecting.
- Support to repair Microsoft Backup(.BKF) files created with Windows 2000, XP, 2003 backup utilities.
- Support to repair .BKF files created with Backup Exec by **VERITAS** Software.
- Scan the files and save them with the "Save Scan Information" option and later upload the .DAT file with the "Open BKF file using scan information" option. This saves the time in re-scanning the BKF file again.
- It provides **rich graphical user interface**, which does not require any sound technical knowledge to carry out BKF recovery.
- A recovered file can either be saved to its **default location** or **user specified location**.
- Supports Windows 2000 , 2003, XP, Vista and Windows 7.
- It also provides **extensive search pattern** to explore a BKF file from a specific location.
- It is **read-only software**, which does a complete scan of all the corrupted BKF files and recovers them quickly and reliably.
- **Live Update** option to constantly update the software with the latest version (**in Full and Box version**).

Note:

Stellar Phoenix BKF Recovery is available in - Demo (free download) and Full Version. You can download software from <http://www.stellarinfo.com/file-repair/bkf-repair/buy-now.php>. The demo version will scan your corrupt files, repair it, and show preview of recovered files in the right pane, but will not save the repaired files. To get the repaired file save, you need to [purchase and activate](#) the product.



Installation Procedure

Minimum System Requirements:



Processor : Pentium 4 PC



Operating System : Windows 2000/XP/2003/Vista



Memory : Minimum 256 MB (512 Recommended)



Hard Disk : 50 MB of free space

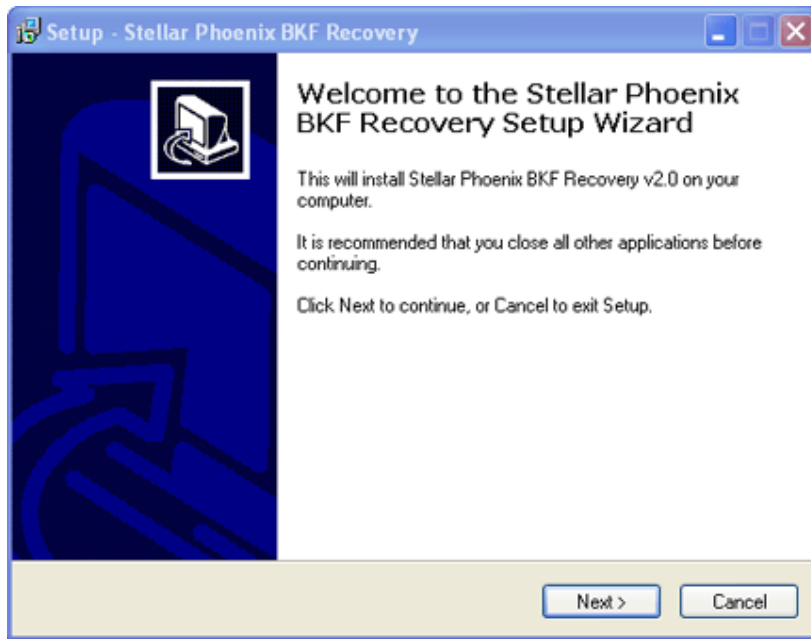
Before beginning installation, make sure that the computer meets minimum system requirements.

- The installation process should start automatically on inserting the disc in its drive. If it does not, run setup from the software disc. If the software has been downloaded from the Internet, navigate to the location where the files have been downloaded and run setup from there.
- Follow the instructions as directed by the setup program. The program installs the software, creates a shortcut icon on the desktop or on the taskbar (optional), creates an entry in the *Programs* group menu, and creates an entry in the *Add/Remove Programs* group for software removal.

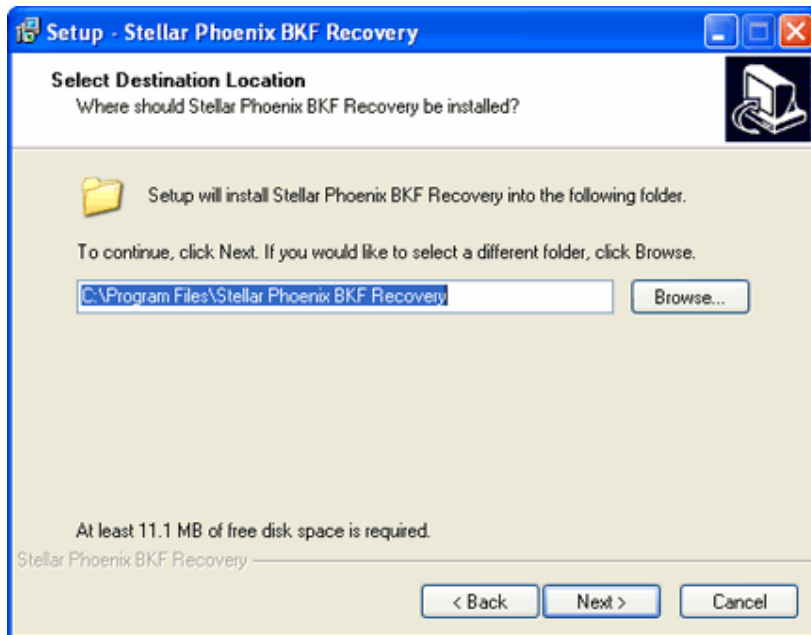
The default path for software installation is *C:\Program Files\Stellar Phoenix BKF Recovery*.

On-screen instructions directed by the setup program are as follows:

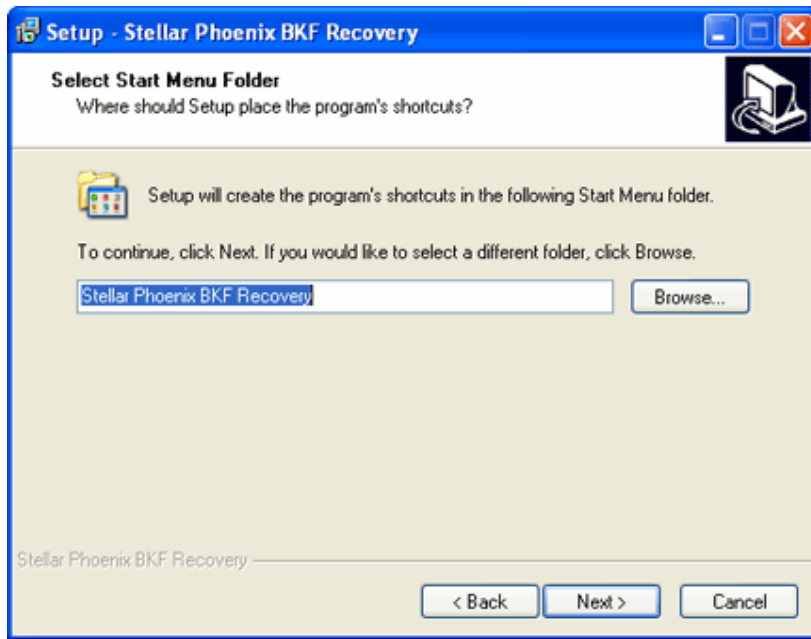
Step 1:



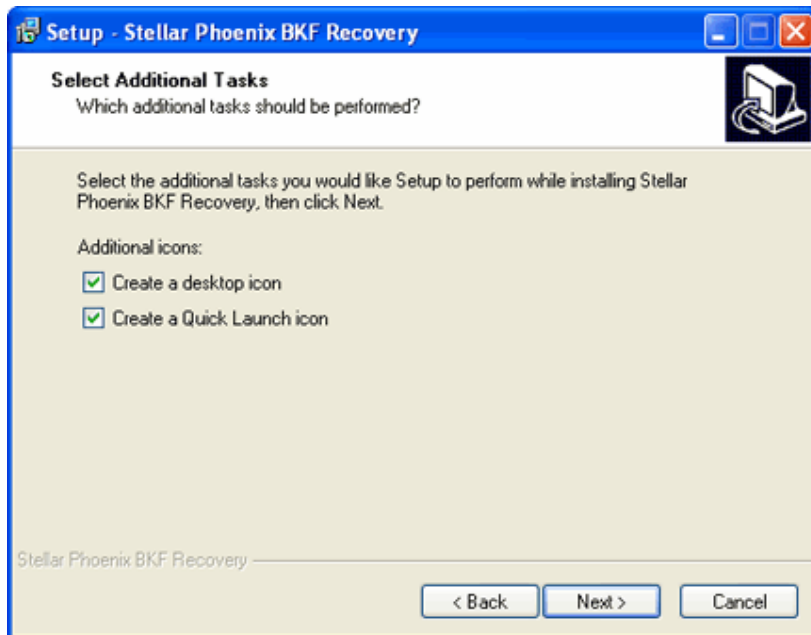
Step 2:



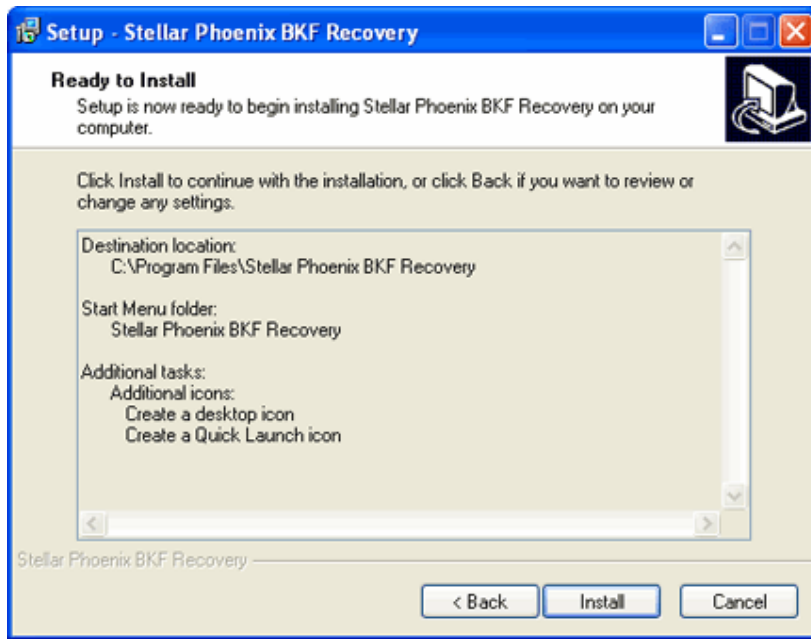
Step 3:



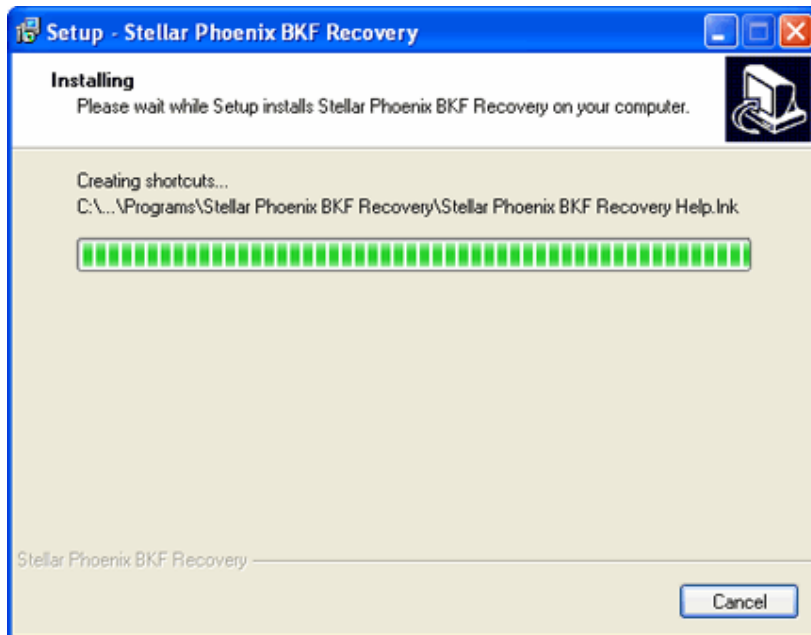
Step 4:



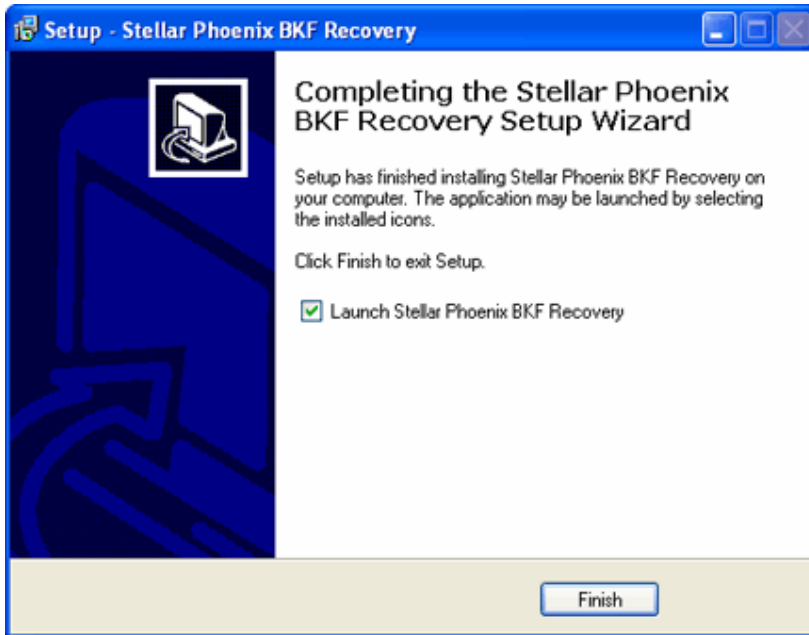
Step 5:



Step 6:



Step 7:





How to Order?

Order Online:

The software can be purchased by making payments online using a credit card. Please visit <http://www.stellarinfo.com/file-repair/bkf-repair/buy-now.php> to have a look at the pricing details and to place an order.

Alternatively, the demo version of the software can also be run and click *Help-->Order Stellar Phoenix BKF Recovery* to launch the ordering process.

Once the payment is complete, an activation serial number along with activation details is sent via e-mail.



Activate Stellar Phoenix BKF Recovery:

Once the software has been purchased and the **Serial Key** received, the software needs to be activated.

To activate

- Select **Activate Stellar Phoenix BKF Recovery** from the **Help** menu.

The activation window shown below will appear, enter the user name and activation code (*received through email after purchasing the product*) and click **OK**.

The image shows a software activation dialog box titled "Stellar Phoenix BKF Recovery - Activation". The dialog has a blue title bar and a white background. At the top, it says "Please enter user name and activation code". On the left side, there is a yellow key icon. To the right of the key icon, there are two text input fields: "User Name" and "Activation Code". Below the input fields, there are three buttons: "OK", "Cancel", and "? Help".



Launching the Software

To start the application, do one of the following:

- Click **Start** => **All Programs** => **Stellar Phoenix BKF Recovery** => **Stellar Phoenix BKF Recovery**.
- Double click the shortcut icon on the **desktop**.
- Click quick launch icon on the **taskbar**.



User Interface

This Software is developed for recovering corrupted BKF files. This software uses advanced algorithm for performing perfect extraction of the data from corrupted BKF file. The recovered files can be saved either to their default location or to any user-specified location. Moreover, this software scan the files and save them with the "Save Scan Information" option and later upload the .DAT file with the "Open BKF file using scan information" option. This saves the time in re-scanning the .BKF file again.





Using the Software

The key function of Stellar Phoenix BKF Recovery is to repair and recover the corrupted BKF files.


Follow the steps for successful recovery:

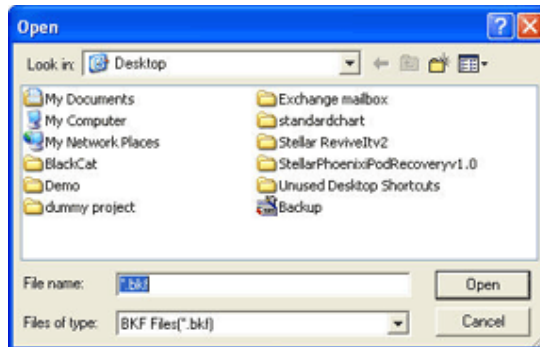
- [Run Stellar Phoenix BKF Recovery.](#)
- [Select the BKF file to be recovered.](#)
- [Save the recovered BKF file.](#)



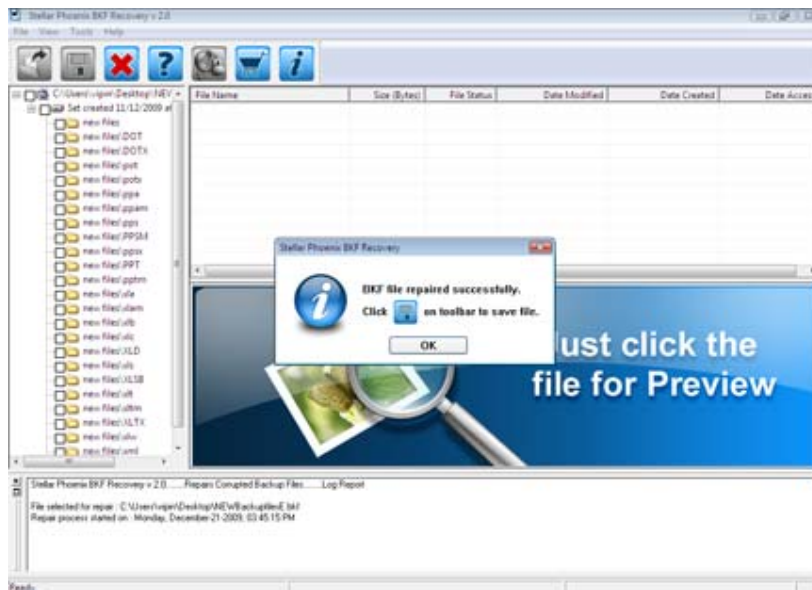
Open and Repair BKF File

To Open and Repair BKF file:

- Click **Open and Repair BKF File**  button.
- Navigate to the file, select it and click **Open**.



The BKF Files are automatically repaired when the user selects the files. After selecting the file, choose a destination to save the recovered files.



Stellar Phoenix BKF Recovery v.2.0

File View Tools Help

C:\Users\user\Desktop\BKF

File Name	Size (Bytes)	File Status	Date Modified	Date Created	Date Access
[Unlabeled] Sector Unread & Set...	1781439	Recovered	06-20-2009 09:36:38	11-12-2009 12:03:30	11-12-2009 12:03:30
D5_Sheet	24560	Recovered	10-15-2009 19:59:09	11-12-2009 12:03:30	11-12-2009 12:03:30
_01 Lalle Lalle.mka	82	Recovered	01-01-2009 07:13:08	11-12-2009 12:03:31	11-12-2009 12:03:31
_01 Maine kaha phoonon ka...	82	Recovered	01-01-2009 07:13:20	11-12-2009 12:03:31	11-12-2009 12:03:31
_02 Badh sooni sooni haan.mka	82	Recovered	01-01-2009 07:13:22	11-12-2009 12:03:31	11-12-2009 12:03:31
_09-R41WG-06a.rar	82	Recovered	01-01-2009 06:33:46	11-12-2009 12:03:31	11-12-2009 12:03:31
...

File Save Options

Save All Files

Save Selected Files

Path For Restored File

Default Path

User Defined Path

C:\Users\user\Desktop\BKF\backuptest_04

OK Cancel

File selected to repair: C:\Users\user\Desktop\BKF\backuptest_04

Repair process started on: Monday, December 21, 2009, 03:45:15 PM

Number of Sectors: 1

Number of Files(s): 24

Number of Bytes(s): 304

Size of BKF file: 300 (30 MB)

Repair process completed on: Monday, December 21, 2009, 03:45:43 PM

Ready



Preview Files

Supported File Types for Preview. Stellar Phoenix Windows Data Recovery supports preview of file types listed below. This helps user to verify the file(s) before actual recovery.

Acrobat files

PDF

Archive files

ARJ, LZH, ALZ, TAR, ZIP, RAR, CAB

Audio Video files

RMI, WAV, WMV, MPG, WMV, WMA, MIDI, AU, MP3, AVI, ASF, MPEG, MID

Image Files:

BMP, WBMP, EMF, JPEG, JPG, PNG, MNG, GIF, TIF, TIFF, X3F, KDC, K25, ERF, DNG

Internet files


HTM, HTML

Office documents

DOC, DOT, DOCX, DOTX, XLS, XLT, XLB, XLSX, XLTX, PPT, PPS, POT, PPTX, RTF

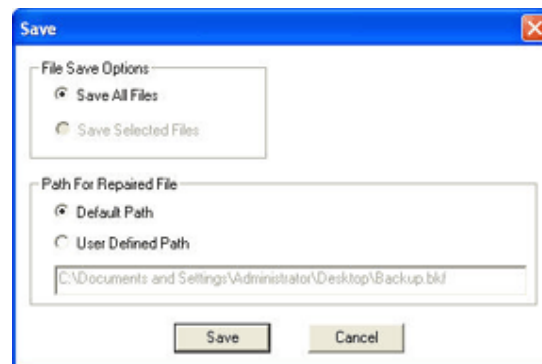


Saving BKF File

To save the file, click **Save File**  button from the toolbar. The user can choose to save either the selected files or all the files contained in the folder with the help of **File Save Options**. By default, the repaired file save to the same location that of the original file. However, the user can also choose to save the file to another location.

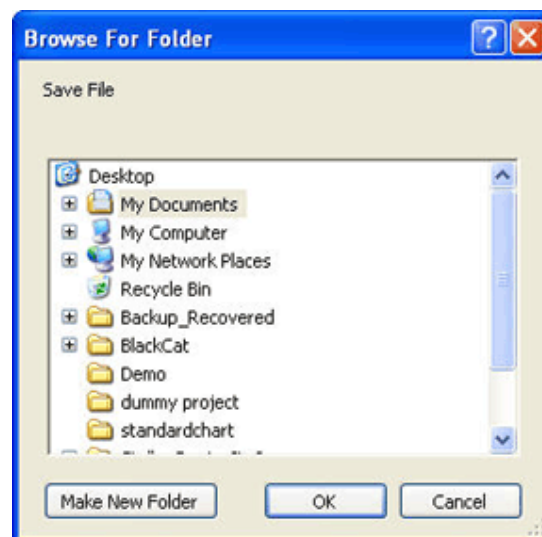
To save the file in the default location:

- Select **Default Path** from **Path for Repaired File** option.



To save the file in the user-defined location:


- Click **User Defined Path** from **Path for Repaired File** option.
- Navigate to the location and click **OK**.



After selecting destination path to save files, progress bar at the bottom displays the status of saving process.

Stellar Phoenix BKF Recovery v.2.0

File View Tools Help



C:\Users\vipri\Desktop\NEW

Set created 11/12/2009 at

File Name	Size (Bytes)	File Status	Date Modified	Date Created	Date Accr
(Darius) Sailor Uranus & Sail...	1780439	Recovered	06-20-2009 09:36:36	11-12-2009 12:03:30	11-12-2009 12:03:30
_DS_Store	24580	Recovered	10-15-2009 10:59:09	11-12-2009 12:03:30	11-12-2009 12:03:30
_01 Laile Laile.m4a	82	Recovered	01-01-1980 07:13:18	11-12-2009 12:03:31	11-12-2009 12:03:31
_01 Maine kaha phoolon se...	82	Recovered	01-01-1980 07:13:20	11-12-2009 12:03:31	11-12-2009 12:03:31
_02 Badi sooni sooni hain.m4a	82	Recovered	01-01-1980 07:13:22	11-12-2009 12:03:31	11-12-2009 12:03:31
_09-R41 VIG-06.rar	82	Recovered	01-01-1980 06:33:46	11-12-2009 12:03:31	11-12-2009 12:03:31
_1.mid	82	Recovered	01-01-1980 07:16:26	11-12-2009 12:03:31	11-12-2009 12:03:31
_100R PICT0001.rar	82	Recovered	01-01-1980 06:33:46	11-12-2009 12:03:31	11-12-2009 12:03:31
_2.mid	82	Recovered	01-01-1980 07:16:26	11-12-2009 12:03:31	11-12-2009 12:03:31
_24.mid	82	Recovered	01-01-1980 07:16:26	11-12-2009 12:03:31	11-12-2009 12:03:31
_30.rar	82	Recovered	01-01-1980 06:33:48	11-12-2009 12:03:31	11-12-2009 12:03:31
_9.rar	82	Recovered	01-01-1980 06:36:38	11-12-2009 12:03:31	11-12-2009 12:03:31

new files\DOT
new files\DOTX
new files\pot
new files\potx
new files\ppa
new files\ppam
new files\pps
new files\PPSM
new files\potx
new files\PPT
new files\pptm
new files\ula
new files\ulam
new files\ulb
new files\ulc
new files\ULD
new files\ULS
new files\ulst
new files\ulstm
new files\ULTX
new files\ulw
new files\uml

Just click the file for Preview

Saving file (73)
Saving file : C:\Users\vipri\Desktop\NEW\Backup\letE_Recovered\ad3.tif

Saving file (74)
Saving file : C:\Users\vipri\Desktop\NEW\Backup\letE_Recovered\ad5.tif

Saving file (75)
Saving file : C:\Users\vipri\Desktop\NEW\Backup\letE_Recovered\abernic_malorca_op-202_audio_only.mp3

Saving...

Stellar Phoenix BKF Recovery



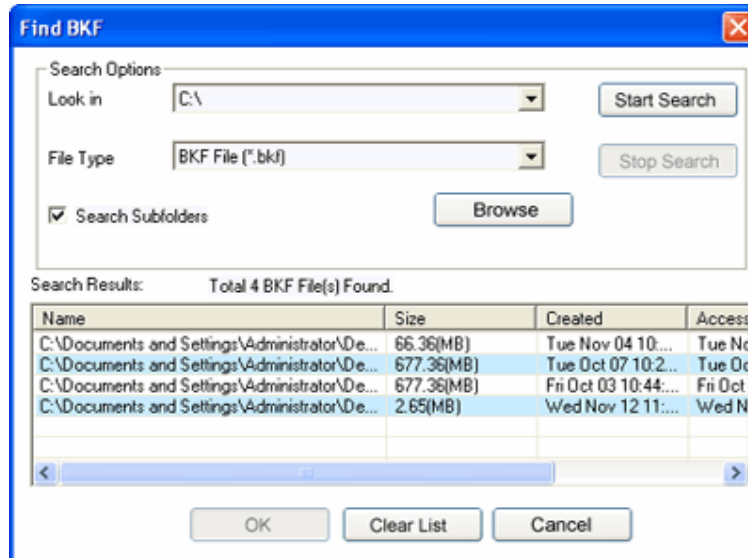
Saving process completed successfully.

OK



To Find BKF File


This option will search and find all the BKF files. **Find BKF File** option in the **File** menu can be used to find a specific BKF file.

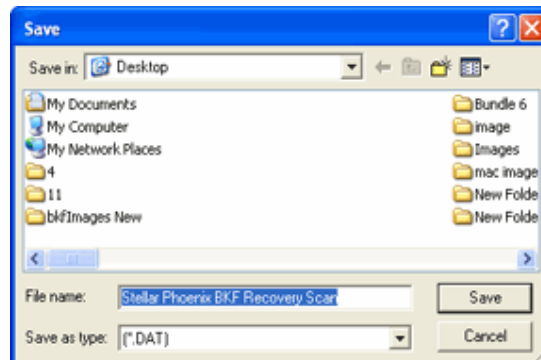


To search BKF files, select the drive, check the **Search Subfolders** option and click **Start Search**. If you want to search the file from a specific folder, click **Browse** button to select the folder and click **Start Search**. From the search result, select the file to be recovered and click **OK**. The file will be added to the tree structure and the recover process will start automatically.

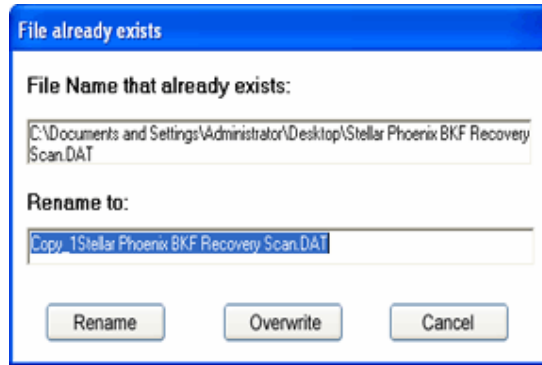
To Save Scan Information

This option will allow the user to scan the files and save them with the "Save Scan Information" option and later upload the .DAT file with the "Open BKF file using scan information" option. This saves the time in re-scanning the .BKF file again.

- Click on **Open & Repair BKF File**  or Under the **File** menu, select **Open & Repair BKF File**.
- Once the file is selected, the file will be added to the tree structure and the recover process will start automatically.
- In order to save the scan information, under the **Tools** menu, select **Save Scan Information**.



Note: If the file name is already existed, then a new dialog box will appear for overwriting or renaming the existing file name.



- Scan Information Saved Dialog Box will appear as



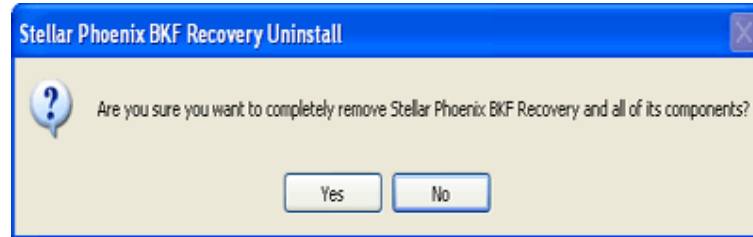
- To open saved scan information, click on **File** menu and select **Open BKF File Using Scan Information**.



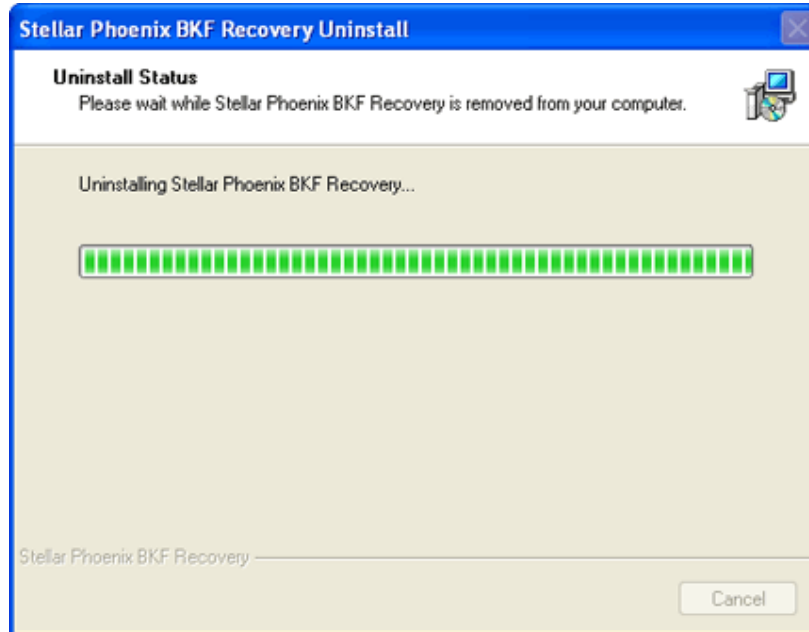
Uninstall Procedure

To uninstall the software

- Click on Start->All Programs->Stellar Phoenix BKF Recovery->Uninstall Stellar Phoenix BKF Recovery.



- Click on Yes.



- Click on Ok.



Copyright

Stellar Phoenix BKF Recovery software, accompanied user manual and documentation are copyright of Stellar Information Systems Ltd., with all rights reserved. Under the copyright laws, this user manual cannot be reproduced in any form without the prior written permission of Stellar Information Systems Ltd. No Patent Liability is assumed, however, with respect to the use of the information contained herein.

© 1995 - 2009 Stellar Information Systems Ltd. All rights reserved.



Disclaimer

The Information contained in this manual, including but not limited to any product specifications, is subject to change without notice.

STELLAR INFORMATION SYSTEMS LTD PROVIDES NO WARRANTY WITH REGARD TO THIS MANUAL OR ANY OTHER INFORMATION CONTAINED HEREIN AND HEREBY EXPRESSLY DISCLAIMS ANY IMPLIED WARRANTIES OF MERCHANTABILITY OR FITNESS FOR ANY PARTICULAR PURPOSE WITH REGARD TO ANY OF THE FOREGOING STELLAR INFORMATION SYSTEMS LTD ASSUMES NO LIABILITY FOR ANY DAMAGES INCURRED DIRECTLY OR INDIRECTLY FROM ANY TECHNICAL OR TYPOGRAPHICAL ERRORS OR OMISSIONS CONTAINED HEREIN OR FOR DISCREPANCIES BETWEEN THE PRODUCT AND THE MANUAL. IN NO EVENT SHALL STELLAR INFORMATION SYSTEMS LTD, BE LIABLE FOR ANY INCIDENTAL, CONSEQUENTIAL SPECIAL, OR EXEMPLARY DAMAGES, WHETHER BASED ON TORT, CONTRACT OR OTHERWISE, ARISING OUT OF OR IN CONNECTION WITH THIS MANUAL OR ANY OTHER INFORMATION CONTAINED HEREIN OR THE USE THEREOF.



Trademarks

Stellar Phoenix BKF Recovery® is a registered trademark of Stellar Information Systems Ltd.

Windows 2000 Server®, Windows XP®, Windows 2003® and Windows Vista® are registered trademarks of Microsoft® Corporation Inc.

All Trademarks Acknowledged.

All other brands and product names are trademarks or registered trademarks of their respective companies.



License Agreement

Stellar Phoenix BKF Recovery Copyright ©1995-2009 by Stellar Information Systems Ltd.

All rights reserved.

This license applies to the standard-licensed version of Stellar Phoenix BKF Recovery.

Stellar Phoenix BKF Recovery License

Stellar Information Systems Ltd.

Your Agreement to this License

You should carefully read the following terms and conditions before using, installing or distributing this software, unless you have a different license agreement signed by Stellar Information Systems Ltd.

If you do not agree to all of the terms and conditions of this License, then: do not copy, install, distribute or use any copy of Stellar Phoenix BKF Recovery with which this License is included, you may return the complete package unused without requesting an activation key, within 30 days after purchase, for a full refund of your payment.

The terms and conditions of this License describe the permitted use and users of each Licensed Copy of Stellar Phoenix BKF Recovery. For purposes of this License, if you have a valid single-copy license, you have the right to use a single Licensed Copy of Stellar Phoenix BKF Recovery; if you or your organization has a valid multi-user license, then you or your organization have - has the right to use up to a number of Licensed Copies of Stellar Phoenix BKF Recovery equal to the number of copies indicated in the documents issued by Stellar when granting the license.

Scope of License

Each Licensed Copy of Stellar Phoenix BKF Recovery may either be used by a single person or used non-simultaneously by multiple people who use the software personally installed on a single workstation. This is not a concurrent use license.

All rights of any kind in Stellar Phoenix BKF Recovery, which are not expressly granted in this License, are entirely and exclusively reserved to and by Stellar Information Systems Ltd. You may not rent, lease, modify, translate, reverse engineer, decompile, disassemble, or create derivative works based on, Stellar Phoenix BKF Recovery, nor permit anyone else to do so. You may not make access to Stellar Phoenix BKF Recovery available to others in connection with a service bureau, application service provider, or similar business, nor permit anyone else to do so.

Warranty Disclaimers and Liability Limitations.

Stellar Phoenix BKF Recovery, and any and all accompanying software, data and materials, are distributed and provided AS IS and with no warranties of any kind, whether expressed or implied. In particular, there is no warranty for the quality of data recovered. You acknowledge that good data processing procedure dictates that any program, including Stellar Phoenix BKF Recovery, must be thoroughly tested with non-critical data before there is any reliance on it, and you hereby assume the entire risk of all use of the copies of Stellar Phoenix BKF Recovery covered by this License. This disclaimer of warranty constitutes an essential part of this License.

In addition, in no event does Stellar authorize you or anyone else to use Stellar Phoenix BKF Recovery in applications or systems where Stellar Phoenix BKF Recovery's failure to perform can reasonably be expected to result in a significant physical injury, or in loss of life. Any such use is entirely at your own risk, and you agree to hold Stellar harmless from any and all claims or losses relating to such unauthorized use.

General

This License is the complete statement of the agreement between the parties on the subject matter, and

merges and supersedes all other or prior understandings, purchase orders, agreements and arrangements. This License shall be governed by the laws of the State of Delhi. Exclusive jurisdiction and venue for all matters relating to this License shall be in courts and fora located in the State of Delhi, INDIA and you consent to such jurisdiction and venue. There are no third party beneficiaries of any promises, obligations or representations made by Stellar herein. Any waiver by Stellar of any violation of this License by you shall not constitute, nor contribute to, a waiver by Stellar of any other or future violation of the same provision, or any other provision, of this License.

Copyright ©1995-2009 by Stellar Information Systems Ltd. All rights reserved.



Technical Support

Our Technical Support professionals will give solutions for all your queries related to Stellar Products.

You can either **Call Us** or **Go Online** to our support section
<http://stellarinfo.com/esupport/users/kb.php>



Support Helpline



Monday – Friday [24 Hrs. a day]

USA (Toll free - Pre Sales Queries)	1-866-554-2512
USA (Post Sales Queries)	1-315-220-6245
UK (Europe)	+44-207-993-2293
Germany	+49-180-110-105-0051
Worldwide	+91-921-395-5509
Skype Id	stellarsupport



Online Help

[Chat Live](#) with an Online technician

Search in our extensive [Knowledge Base](#)

[Submit Ticket](#) (If our Knowledge Base does not answer your question)

Login and view [Ticket Status](#) (If you already have a valid Ticket with you)

[Download Documents](#) on Product Usage (For Registered members only, i.e, user with login ID. If you are an unregistered user, please visit <http://stellarinfo.com/esupport/users/login.php> to create login ID)



About Stellar

Stellar Information Systems Ltd. is a trusted name in the field of Data Recovery and Data Protection Software for more than a decade.

We provide the widest range of Data Recovery Products. Our range includes Data Recovery Software for almost all Operating Systems and File Systems.

Product line:

Data Recovery : A widest range of data recovery software that helps you recover your valued data lost after accidental format, virus problems, software malfunction, file/directory deletion, or even sabotage!. [More Info >>](#)

File Recovery: The most comprehensive range of file undelete and unerase software for Windows and MS office repair tools. [More Info >>](#)

Email Recovery: A wide range of mail recovery, mail repair and mail conversion applications for MS Outlook, MS Outlook Express and MS Exchange useful in instances of data loss due to damages and corruption of Email. [More Info >>](#)

Data Protection: A wide range of Prevent Data Loss, Data backup and Hard Drive Monitoring Applications to ensure complete data protection against hard drive crash. [More Info >>](#)

Data Sanitization: Data cleanup and file eraser utility can delete selected folders, groups of files, entire logical drives, System Traces & Internet traces. Once the data have been removed using Stellar Wipe - Data File eraser utility, it is beyond recovery limits of any Data Recovery Software or utility. [More Info >>](#)

For more information about us, please visit www.stellarinfo.com