



Stellar Phoenix CD DVD Data Recovery

Version 4.1

Installation Guide

Overview

Stellar Phoenix CD DVD Data Recovery is an optical media data recovery application for CD, DVD, BD and HD DVD. It can effectively recover and restore lost, deleted or inaccessible data from physically damaged or incorrectly burnt optical discs. The software is capable of finding data from missing sessions and ensures complete extraction of fragmented data. It supports all CD / DVD / BD / HD DVD formats and all common file systems such as ISO 9660, Joliet, UDF, HFS and Rock Ridge file systems. The software is embedded with advanced features, like Create Image, File Filter, File Mask, Resume Recovery, Event Log, and Save Scan.

What's new in version 4.1

- Support for HFS, HFS+ and HFSX file systems
 - **HFS:** This file system is used in Apple Mac systems. It is used for hard drive, CD, DVD and all other storage media types.
 - **HFS+:** This is the latest alternative of HFS. It supports large storage space, unicode, etc.
 - **HFSX:** This file system is another version of HFS, used in Apple Mac systems.
- Support for Rock Ridge file systems
 - **Rock Ridge:** Rock Ridge file system is an extension of ISO9660. It supports long file names made of any ASCII characters, owner permissions and Unix symbolic links.

Key Features

- Efficiently recovers data from following media types:

CD Formats CD-R, CD-RW, CD ROM, CD ROM XA, Audio CD, VCD, SVCD

DVD Formats DVD ROM, DVD RAM, DVD-R, DVD+R, DVD-RW, DVD+RW, DVCD, DVD+R DL, DVD-R DL, DVD+RW DL,

mini DVD, Video DVD, DVD+VR, DVD+VRW, DVD-VM, DVD-VR, DVD-VRW

Blu-ray Disc (BD) Formats BD-ROM, BD-R, BD-R DL, BD-RE, BD-RE DL, BD-R SRM, BD-R RRM

HD DVD Formats HD DVD-ROM, HD DVD-R, HD DVD-R DL, HD DVD-RW, HD DVD-RW DL, HD DVD-RAM, HD DVD-Video, MRW disc

- Supported File Systems:
ISO 9660, Joliet, ISO 9660:1999, UDF (Physical: 1.02, 1.50, 2.00, 2.01, 2.50, 2.60 and Virtual: 1.50, 2.00, 2.01, 2.50, 2.60), UDF Packet Writing, IFO/VOB Video, HFS and Rock Ridge
- Recovers data from optical media burnt on all Windows, Linux, UNIX and Macintosh (ISO 9660, Joliet, UDF, HFS and Rock Ridge file systems) operating systems
- Supports recovery from Multi-session, Bootable disc, LightScribe disc, Mixed Mode disc, Audio and Video disc.
- Ensures recovery of data from physically damaged optical media
- Finds and retrieves data from missing sessions
- Supports both Big-endian (Motorola) and Little-endian (Intel)
- Search and find lost files and folders from all optical discs written by Packet Writing software (Drag and Drop methods) like InCD, Drag To Disk, Direct CD, DLA etc
- Image file helps to speed up the process of scanning and recovery
- Preview of files available before actual recovery of data
- File Filter allows selective recovery
- File Mask helps to view only desired file types in the tree view
- Update wizard helps to check the latest versions
- Compatible with Windows 2000, XP, Vista, Server 2003, Server 2008 and Windows 7

Installation Procedure

Before installing the software, ensure that your system meets the minimum system requirements:

Minimum System Requirement

Processor: Pentium Class or above

Memory: 256 MB RAM

Hard Disk: 256 MB of Free Space

Operating Systems: Windows 2000/ 2003/ XP/ Vista/ Windows 7

Optical Media : CD / DVD / Blu-ray Disc Media and Drives

To install the software:

- Double-click **Stellar Phoenix CD DVD Data Recovery.exe** file to start the setup process. The Setup Stellar Phoenix CD DVD Data Recovery dialog box opens. Click **Next**.
- In the *License Agreement* screen, select **I accept the agreement** option. The Next button will be enabled. Click **Next**.
- In the Select Additional Tasks screen, check the required check boxes. Click **Next**.
- In the Select Destination Location screen, provide the path by using Browse button where the setup files will be stored. Click **Next**.
- In the Start Menu Folder screen, provide the path by using Browse button where the program's shortcuts will be stored. Click **Next**.
- In the Ready to Install screen, review the settings. Click **Back** to change settings. After confirming the settings click **Install**. The Installing screen shows the installation process.
- After completing the process, the Completing the Stellar Phoenix CD DVD Data Recovery Setup Wizard screen opens. Click **Finish**.



Note: You can clear the Launch Stellar Phoenix CD DVD Data Recovery check box to stop the automatic launch of the software.

Starting Stellar Phoenix CD DVD Data Recovery

To start the software, do one of the following:

- Click **Start**, point to **All Programs**, select **Stellar Phoenix CD DVD Data Recovery**, and then click **Stellar Phoenix CD DVD Data Recovery**.
- Double-click the shortcut icon of **Stellar Phoenix CD DVD Data Recovery** on the desktop.
- Click quick launch icon of **Stellar Phoenix CD DVD Data Recovery** on the taskbar.

Order and Register

How to Order?


The software can be purchased by making payments online using a credit card. Please [click here](#) for more information and to place an order.

Once the payment is complete, an activation serial number along with activation details is sent through email. This activation serial number is required to register the software.

How to Register?



After purchasing the software, you will receive the serial number, which is required to register the software. The serial number will be verified during the registration process and if the serial number is valid then the software will be registered. The software can be registered in different ways. These are the methods by using which you can register the software:

Registration over Internet

- Click **About**  icon, click **Register** button. The Stellar Phoenix dialog box opens, check the **I have the registration key** checkbox and select **Online registration** option. Click **OK**, and then click **Yes**.
- In the Welcome to Stellar Phoenix - Electronic Software Registration wizard, click **Next**.
- Type the Serial number (received through email after purchasing the product) in the Serial number text box. Click **Next**.
- The software would automatically communicate with license server and register the software. Click **Finish** to complete the registration process.
- If online activation is failed then you can send the serial number, which is received after purchase of the software, to support@stellarinfo.com for registering the software by using manual activation.

Manual Activation

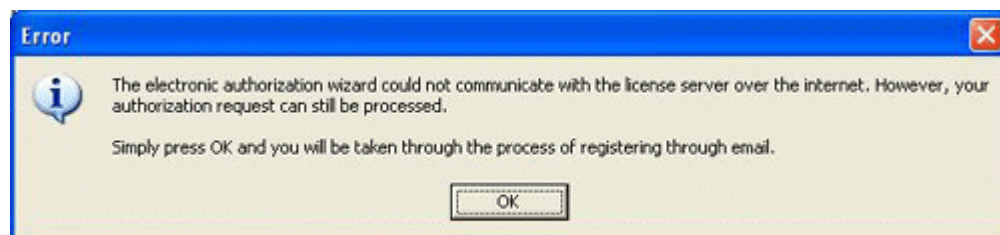
To register the software by using manual activation process:

- Click **About**  icon , click **Register** button. The Stellar Phoenix dialog box opens, check the **I have the registration key** checkbox and select **Online registration** option. Click **OK**, and then click **Yes**.
- In the Welcome to Stellar Phoenix - Electronic Software Registration Wizard, click **Cancel**. In the Stellar Phoenix dialog box, click **Yes**.
- In the Manual Registration screen, enter the serial number that is received after the purchase of the software. Click **Next**.
- A PHX_REG.txt file will be created on desktop. Email the text file to the email support@stellarinfo.com address. You can click the link given in the screen to start to automatically compose the email for the given email address. Click **Finished**.
- After verifying the purchase details, we will sent the site key that is required to register the software by using manual activation.
- When you receive the site key, open Stellar Phoenix CD DVD Data Recovery, Click **About**  icon , click **Register** button. The Stellar Phoenix dialog box opens, check the **I have the registration key** checkbox and select **Manual Registration** option. Click **OK**.
- In the Manual Registration screen, type the **site key**, which is received after sending the PHX_REG.txt file. Click **Validate** to register the software.

Registration through Email

To register the software by using email

If you receive the given below error dialog box, then click **OK** to start the registration process by using email.



In the Stellar Phoenix - Electronic Registration Wizard, click **Next** if you want to send email automatically for requesting the site key or check the Manually send email checkbox if you want to send the email manually.

- **Manually Send Email**

- In the Stellar Phoenix - Electronic Registration Wizard, check the Manually send email checkbox and click **Next**.
- Follow the instructions as given in the Stellar Phoenix - Electronic Registration Wizard. After clicking **Finish**, click **send** button in your email client to send the email.

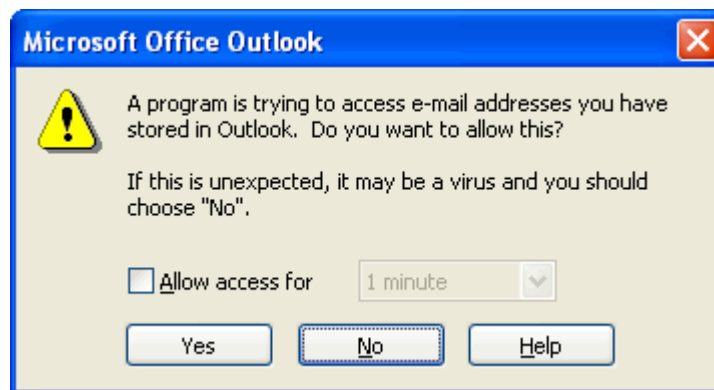
The software will be registered automatically, when Internet connection is available on your computer.

- Automatically sending email

- In the Stellar Phoenix - Electronic Registration Wizard, click **Next**. Type your email address in the textbox. The unlocking code will be sent to this email address. Click **Next**.




- In the Verify Email Address screen, verify the email address you have entered and click **Yes**.
- If your email client is blocking the process the following dialog box appears, it depends on your email client here Microsoft Outlook example is given. Click **Yes**, and then click **Finish**.



The email will be automatically sent. The software will be registered automatically, when Internet connection is available on your computer.



- Note:**
- If the software is downloaded from <http://www.stellarinfo.com/disk-recovery/cd-rom-data-recovery/buy-now.php?Order> (i.e., ESD version), for the full functionality, the product must be registered using Serial Number (received through email after purchasing the product).
 - If the software is installed using the product installation CD (i.e., BOX version), hardware lock  is mandatory for the functioning of the software which is available with the software kit.
-

User Interface

Stellar Phoenix CD DVD Data Recovery software's main user interface is as shown below:



Copyright

Stellar Phoenix CD DVD Data Recovery software, accompanied user manual and documentation are copyright of Stellar Information Systems Ltd., with all rights reserved. Under the copyright laws, this user manual cannot be reproduced in any form without the prior written permission of Stellar Information Systems Ltd. No Patent Liability is assumed, however, with respect to the use of the information contained herein.

Copyright © 1995-2011 by Stellar Information Systems Ltd. INDIA

Disclaimer

The Information contained in this manual, including but not limited to any product specifications, is subject to change without notice.

STELLAR INFORMATION SYSTEMS LTD PROVIDES NO WARRANTY WITH REGARD TO THIS MANUAL OR ANY OTHER INFORMATION CONTAINED HEREIN AND HEREBY EXPRESSLY DISCLAIMS ANY IMPLIED WARRANTIES OF MERCHANTABILITY OR FITNESS FOR ANY PARTICULAR PURPOSE WITH REGARD TO ANY OF THE FOREGOING STELLAR INFORMATION SYSTEMS LTD ASSUMES NO LIABILITY FOR ANY DAMAGES INCURRED DIRECTLY OR INDIRECTLY FROM ANY TECHNICAL OR TYPOGRAPHICAL ERRORS OR OMISSIONS CONTAINED HEREIN OR FOR DISCREPANCIES BETWEEN THE PRODUCT AND THE MANUAL. IN NO EVENT SHALL STELLAR INFORMATION SYSTEMS LTD, BE LIABLE FOR ANY INCIDENTAL, CONSEQUENTIAL SPECIAL, OR EXEMPLARY DAMAGES, WHETHER BASED ON TORT, CONTRACT OR OTHERWISE, ARISING OUT OF OR IN CONNECTION WITH THIS MANUAL OR ANY OTHER INFORMATION CONTAINED HEREIN OR THE USE THEREOF.

License Agreement

Stellar Phoenix CD DVD Recovery

Copyright © 1995-2011 by Stellar Information Systems Ltd. INDIA

www.stellarinfo.com

All rights reserved.

All product names mentioned herein are the trademarks of their respective owners.

This license applies to the standard-licensed version of Stellar Phoenix CD DVD Recovery.

Your Agreement to this License

You should carefully read the following terms and conditions before using, installing or distributing this software, unless you have a different license agreement signed by Stellar Information Systems Ltd.

If you do not agree to all of the terms and conditions of this License then do not copy, install, distribute or use any copy of Stellar Phoenix CD DVD Recovery with which this License is included, you may return the complete package unused without requesting an activation key within 30 days after purchase for a full refund of your payment.

The terms and conditions of this License describe the permitted use and users of each Licensed Copy of Stellar Phoenix CD DVD Recovery. For purposes of this License, if you have a valid single-user license, you have the right to use a single Licensed Copy of Stellar Phoenix CD DVD Recovery. If you or your organization has a valid multi-user license, then you or your organization has the right to use up to a number of Licensed Copies of Stellar Phoenix CD DVD Recovery equal to the number of copies indicated in the documents issued by Stellar when granting the license.

Scope of License

Each Licensed Copy of Stellar Phoenix CD DVD Recovery may either be used by a single person or used non-simultaneously by multiple people who use the software personally installed on a single workstation. This is not a concurrent use license.

All rights of any kind in Stellar Phoenix CD DVD Recovery, which are not expressly granted in this license, are entirely and exclusively reserved to and by Stellar Information Systems Ltd. You may not rent, lease, modify, translate, reverse engineer, decompile, disassemble or create derivative works based on Stellar Phoenix CD DVD Recovery nor permit anyone else to do so. You may not make access to Stellar Phoenix CD DVD Recovery available to others in connection with a service bureau, application service provider or similar business nor permit anyone else to do so.

Warranty Disclaimers and Liability Limitations

Stellar Phoenix CD DVD Recovery and all accompanying software, files, data and materials are distributed and provided AS IS and with no warranties of any kind, whether expressed or implied. You acknowledge that good data processing procedure dictates that any program including Stellar Phoenix CD DVD Recovery must be thoroughly tested with non-critical data before there is any reliance on it and you hereby assume the entire risk of all use of the copies of Stellar Phoenix CD DVD Recovery covered by this License. This disclaimer of warranty constitutes an essential part of this License. In addition, in no event does Stellar authorize you or anyone else to use Stellar Phoenix CD DVD Recovery in applications or systems where its failure to perform can reasonably be expected to result in a significant physical injury or in loss of life. Any such use is

entirely at your own risk and you agree to hold Stellar harmless from any and all claims or losses relating to such unauthorized use.

In no event shall Stellar Information Systems Limited or its suppliers be liable for any special, incidental, indirect, or consequential damages whatsoever (including, without limitation, damages for loss of business profits, business interruption, loss of business information, or any other pecuniary loss) arising out of the use of or inability to use the software product or the provision of or failure to provide support services, even if Stellar Information Systems Limited has been advised of the possibility of such damages. In any case, Stellar Information Systems Limited's entire liability under any provision shall be limited to the amount actually paid by you for the software product.

General

This License is the complete statement of the agreement between the parties on the subject matter and merges and supersedes all other or prior understandings, purchase orders, agreements and arrangements. This License shall be governed by the laws of the State of Delhi, India. Exclusive jurisdiction and venue for all matters relating to this License shall be in courts and fora located in the State of Delhi, India and you consent to such jurisdiction and venue. There are no third party beneficiaries of any promises, obligations or representations made by Stellar herein. Any waiver by Stellar of any violation of this License by you shall not constitute nor contribute to a waiver by Stellar of any other or future violation of the same provision or any other provision of this License.

Copyright © 1995-2011 by Stellar Information Systems Ltd. All rights reserved.

Trademarks

Stellar Phoenix CD DVD Data Recovery® is a registered trademark of Stellar Information Systems Ltd.

Windows 2000®, Windows XP®, Windows Vista®, Windows Server 2003®, Windows Server 2008® and Windows 7® are registered trademarks of Microsoft® Corporation Inc.

All Trademarks Acknowledged.

All other brands and product names are trademarks or registered trademarks of their respective companies.

Technical Support

Our Technical Support professionals will give solutions for all your queries related to Stellar Products.

You can either Call Us or Go Online to our support section www.stellarinfo.com/support.

Support Help line

Monday to Friday [24 Hrs. a day]

USA (Tollfree- Pre Sales Queries)	+1-877-778-6087
USA (Post Sales Queries)	+1-732-584-2700
UK (Europe)	+44-203-026-5337
Australia & Asia Pacific	+61-280149899
Netherlands Pre & Post Sales Support	+31-208-111-188
Worldwide	+91-921-395-5509
Skype Id	stellarsupport
Email Orders	orders@stellarinfo.com

Online Help

- [Chat Live](#) with an Online technician
- Search in our extensive [KB Article Links](#)
- [Submit Enquiry](#) (If our Knowledge Base does not answer your question)

About Stellar

Stellar Information Systems Ltd. is a trusted name in the field of Data Recovery and Data Protection Software for more than a decade.

We provide the widest range of Data Recovery Products. Our range includes Data Recovery Software for almost all Operating Systems and File Systems.

Product line:

Data Recovery

A widest range of data recovery software that helps you recover your valued data lost after accidental format, virus problems, software malfunction, file/directory deletion, or even sabotage! [More Info>>](#)

File Recovery

The most comprehensive range of file undelete and unerase software for Windows and MS office repair tools. [More Info>>](#)

Email Recovery

A wide range of mail recovery, mail repair and mail conversion applications for MS Outlook, MS Outlook Express and MS Exchange useful in instances of data loss due to damages and corruption of Email. [More Info>>](#)

Data Protection

A wide range of Prevent Data Loss, Data backup and Hard Drive Monitoring Applications to ensure complete data protection against hard drive crash. [More Info>>](#)

Data Sanitization

Data cleanup and file eraser utility can delete selected folders, groups of files, entire logical drives, System Traces & Internet traces. Once the data have been removed using Stellar Wipe - Data File eraser utility, it is beyond recovery limits of any Data Recovery Software or utility. [More Info>>](#)

For more information about us, please visit www.stellarinfo.com