



## **Stellar Phoenix Novell**

Version 3.0

**User Guide**



### Overview

Stellar Phoenix Novell (NSS) software recovers data from corrupt volume(s) of a crashed Server. Stellar Phoenix Novell (NSS) enables you to access data when volume(s) of a hard disk cannot be mounted. Stellar Phoenix Novell (NSS) - software can save data to another hard disk in cases of corrupt volumes, missing volumes, deleted files, allocation errors and partition loss.

Stellar Phoenix Novell (NSS) can search volumes and pools in a hard disk. All existing pools or volumes are shown by Stellar Phoenix Novell (NSS) when you start recovery. However, you can also find pools or volumes if the required pool or volume is not shown by Stellar Phoenix Novell (NSS).

You can save recovered data to a local hard disk or to an File Transfer Protocol (FTP) server. In addition, you can save all or only required files from the recovered files.

Stellar Phoenix Novell (NSS) can create image of a hard disk or pool. You can use this image to start recovery at any time. Resume recovery allows you to restart recovery by using either scan information file or image file.

#### **Key features of Stellar Phoenix Novell (NSS):**

- Novell recovery when the important file data structure(s) has(have) got damaged
- Novell Netware Recovery when the volumes are segmented
- Support Multi-Disk Drive- IDE, EIDE and SCSI
- Recovery from pool when volume structure is corrupted
- Preview of files
- Interactive user interface with non-demanding nature of prior technical skills
- Structured phase wise analysis for the effective Novell partition recovery
- File masking
- Disk imaging & cloning
- Save scan
- File filter
- Save data in FTP



## Installation Procedure

Before installing the software, ensure that your system meets the minimum system requirements:

### Minimum System Requirements

- **Operating Systems:** Windows Me / NT / 2000 / XP / 2003 / Vista
- **RAM:** 128 MB minimum (256 recommended)
- **Free space required in hard disk:** 40 MB
- **Processor:** Pentium 4 or later

### To install the software:

1. Double-click **Stellar Phoenix Novell.exe** file to start the setup process. The Setup - Stellar Phoenix Novell dialog box opens. Click **Next**.
2. In the License Agreement screen, select **I accept the agreement** option. The Next button will be enabled. Click **Next**.
3. In the Select Additional Tasks screen, check the required check boxes. Click **Next**.
4. In the Select Destination Location screen, provide the path by using Browse button where the setup files will be stored. Click **Next**.
5. In the Start Menu Folder screen, provide the path by using Browse button where the program's shortcuts will be stored. Click **Next**.
6. In the Ready to Install screen, review the settings. Click **Back** to change settings. After confirming the settings, click **Install**. The Installing screen shows the installation process.
7. After completing the process, the Completing the Stellar Phoenix Novell Setup Wizard screen opens. Click **Finish**.

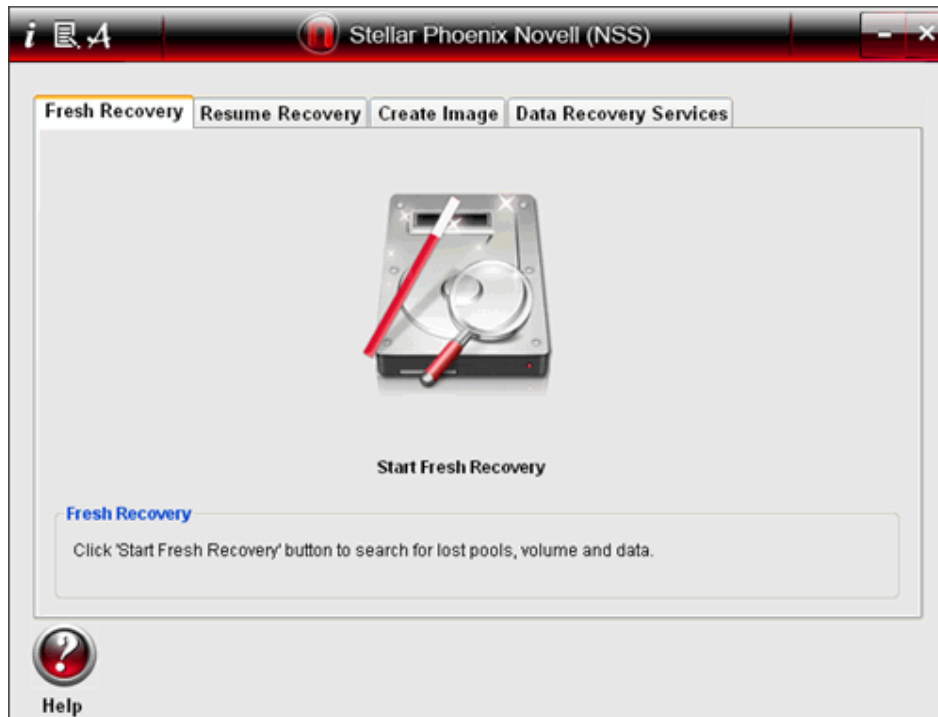


You can clear the **Launch Stellar Phoenix Novell** check box to stop the automatic launch of the software.





### User Interface

Stellar Phoenix Novell (NSS) software has a very easy to use rich Graphical User Interface. Both, technical and non-technical users can use the software easily. Stellar Phoenix Novell (NSS) software's main user interface is as shown below.



- **Fresh Recovery Tab**  
Provides recovery of data from a hard disk, pool or volume. Click **Start Fresh Recovery** to start recovering data.
- **Resume Recovery Tab**  
This allows you to [resume recovery](#) by using scan information file or image file. Image files are created by using create image feature of Stellar Phoenix Novell.
- **Create Image Tab**  
Provides [Create Image](#) and [Disk Cloning](#) feature. You can create image of a hard disk or pool by using Create Image feature. You can create an exact replica of hard disk by using Disk Cloning feature.
- **Data Recovery Services Tab**  
Provides information about the [data recovery services](#) provided by Stellar Information Systems Ltd.

- **Log icon**   
Click this icon to view and save log report created by Stellar Phoenix Novell's processes.

- **About icon**   
Click this icon to read End User License Agreement and general information about the Stellar Phoenix Novell (NSS).

- **Help icon**   
Click this icon to view Help Manual of Stellar Phoenix Novell (NSS).



## How to Order

The software can be purchased by making payments online using a credit card. Please visit <http://www.data-recovery-novell.com/buy-novell-data-recovery.php?Order> for more information and to place an order.

Alternatively, if the demo version is installed then you can register the demo version. To register the demo version click **Help** and select **Order Stellar Phoenix...** to start the registration process.

Once the payment is complete, an activation serial number along with activation details is sent through email. This activation serial number is required to register the software.



## How to Register



If the software is downloaded from <http://www.data-recovery-novell.com/buy-novell-data-recovery.php?Order> (i.e., ESD version), for the full functionality, the product must be registered using Serial Number (received through email after purchasing the product).

If the software is installed using the product installation CD (i.e., BOX version), hardware lock



is mandatory for the functioning of the software that is available with the software kit.

After purchasing the software, you will receive the serial number, which is required to register the software. The serial number will be verified during the registration process and if the serial number is valid then the software will be registered.

The software can be registered in different ways. These are the methods by using which you can register the software:

- Over internet


You should have the serial number, which is received after purchase of the software. On entering the serial number it is verified by license server and on verification the software will be registered.

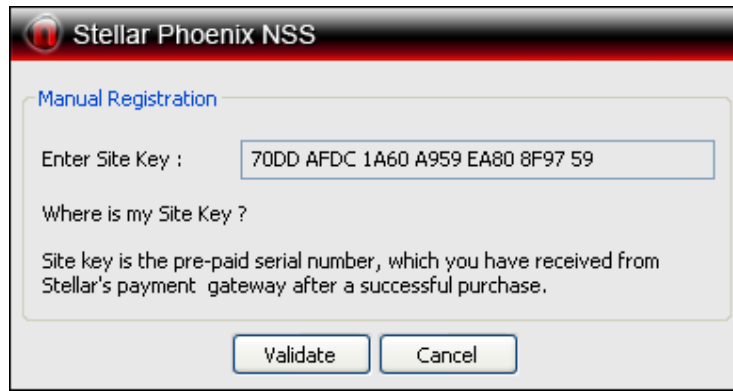
- Manual Activation

You will need to generate a PHX\_REG.txt file and mail the .txt file to [support@stellarinfo.com](mailto:support@stellarinfo.com). After verifying the serial number and purchase details of the software, the site key will be delivered to you at your email address. This site key is used to register the software manually.

### To register the software over Internet:



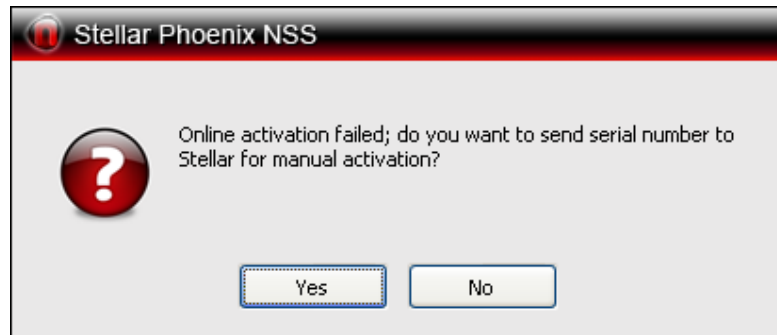
- Click on the Activation icon , click **Activate Stellar Phoenix Novell (NSS) Online**. The Warning dialog box opens, click **OK**.
- In the Welcome to Stellar Phoenix - Electronic Software Registration wizard, click **Next**.
- Type the Serial number (received through email after purchasing the product) in the Serial number text box. Click **Next**.



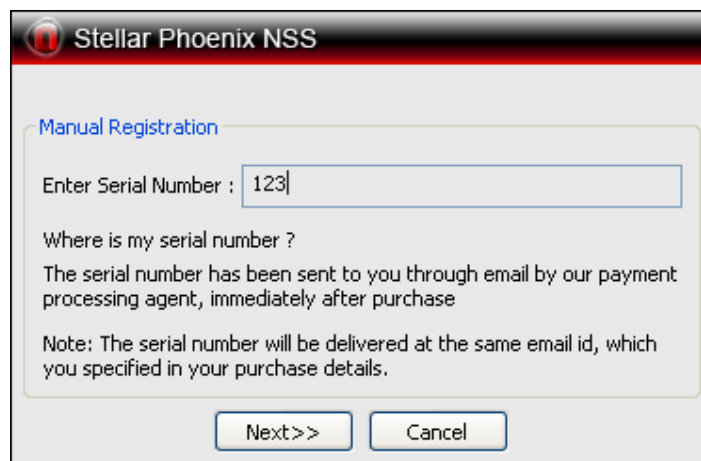
- The software would automatically communicate with license server and register the software. Click **Finish** to complete the registration process.

**To register the software by using manual activation process:**

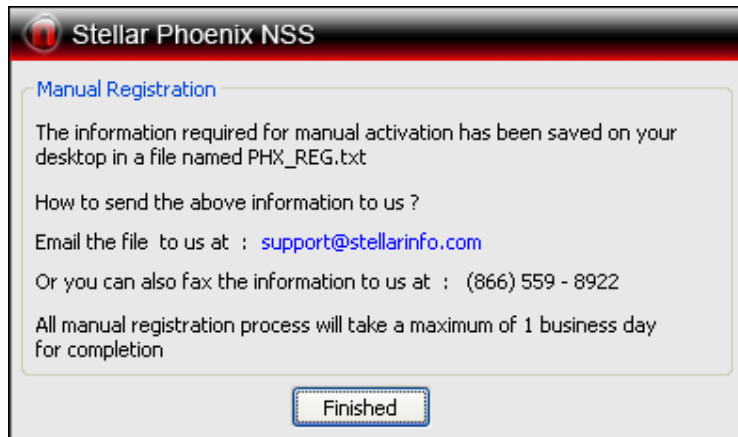
- On the Activation menu, click Activate Stellar Phoenix Novell (NSS) Online. The Warning dialog box opens, click OK.
- In the Welcome to Stellar Phoenix - Electronic Software Registration wizard, click Cancel.
- The Stellar Phoenix Novell (NSS) dialog box opens, click OK.




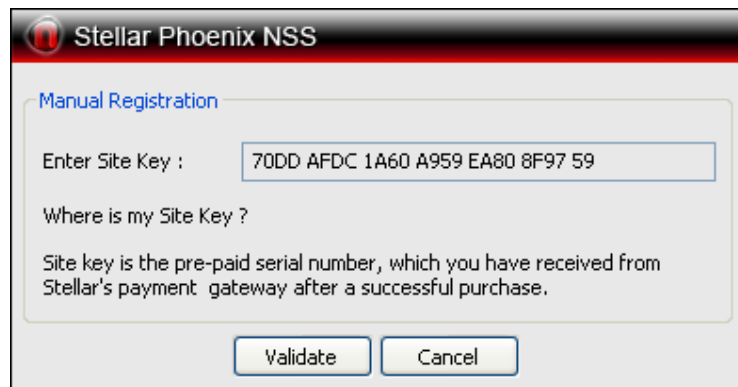
- In the Stellar Phoenix Novell (NSS) -Manual Software ... dialog box, enter the serial number, which is received after the successful purchase of the software. Click **Next**.



- A file named PHX\_REG.txt will be created at your desktop. Email the .txt file to [support@stellarinfo.com](mailto:support@stellarinfo.com) email address. Click **Finished**.



- In reply, you will receive the site key after checking the purchase details. This site key is required to activate the software manually.
- When you receive the site key, open Stellar Phoenix Novell (NSS) and click on the icon , click **Manual Registration**. In the Stellar Phoenix Novell (NSS) dialog box, enter the site key, which is received after sending the PHX\_REG.txt file. Click **Validate**.



The site key is delivered to your email address, which is used to sent the serial number.



## Copyright

Stellar Phoenix Novell (NSS) software, accompanied user manual and documentation are copyright of Stellar Information Systems Ltd., with all rights reserved. Under the copyright laws, this user manual cannot be reproduced in any form without the prior written permission of Stellar Information Systems Ltd. No Patent Liability is assumed, however, with respect to the use of the information contained herein.

**Copyright © 1995-2009 by Stellar Information Systems Ltd. INDIA**



## Disclaimer

The Information contained in this manual, including but not limited to any product specifications, is subject to change without notice.

**STELLAR INFORMATION SYSTEMS LTD PROVIDES NO WARRANTY WITH REGARD TO THIS MANUAL OR ANY OTHER INFORMATION CONTAINED HEREIN AND HEREBY EXPRESSLY DISCLAIMS ANY IMPLIED WARRANTIES OF MERCHANTABILITY OR FITNESS FOR ANY PARTICULAR PURPOSE WITH REGARD TO ANY OF THE FOREGOING STELLAR INFORMATION SYSTEMS LTD ASSUMES NO LIABILITY FOR ANY DAMAGES INCURRED DIRECTLY OR INDIRECTLY FROM ANY TECHNICAL OR TYPOGRAPHICAL ERRORS OR OMISSIONS CONTAINED HEREIN OR FOR DISCREPANCIES BETWEEN THE PRODUCT AND THE MANUAL. IN NO EVENT SHALL STELLAR INFORMATION SYSTEMS LTD, BE LIABLE FOR ANY INCIDENTAL, CONSEQUENTIAL SPECIAL, OR EXEMPLARY DAMAGES, WHETHER BASED ON TORT, CONTRACT OR OTHERWISE, ARISING OUT OF OR IN CONNECTION WITH THIS MANUAL OR ANY OTHER INFORMATION CONTAINED HEREIN OR THE USE THEREOF.**



## License Agreement

Stellar Phoenix Novell (NSS)

Copyright © 1995-2009 by Stellar Information Systems Ltd. INDIA

[www.stellarinfo.com](http://www.stellarinfo.com)

All rights reserved.

All product names mentioned herein are the trademarks of their respective owners.

This license applies to the standard-licensed version of Stellar Phoenix Novell (NSS).

### Your Agreement to this License

You should carefully read the following terms and conditions before using, installing or distributing this software, unless you have a different license agreement signed by Stellar Information Systems Ltd.

If you do not agree to all of the terms and conditions of this License then do not copy, install, distribute or use any copy of Stellar Phoenix Novell (NSS) with which this License is included, you may return the complete package unused without requesting an activation key within 30 days after purchase for a full refund of your payment.

The terms and conditions of this License describe the permitted use and users of each Licensed Copy of Stellar Phoenix Novell (NSS). For purposes of this License, if you have a valid single-user license, you have the right to use a single Licensed Copy of Stellar Phoenix Novell (NSS). If you or your organization has a valid multi-user license, then you or your organization has the right to use up to a number of Licensed Copies of Stellar Phoenix Novell (NSS) equal to the number of copies indicated in the documents issued by Stellar when granting the license.

### Scope of License

Each Licensed Copy of Stellar Phoenix Novell (NSS) may either be used by a single person or used non-simultaneously by multiple people who use the software personally installed on a single workstation. This is not a concurrent use license.

All rights of any kind in Stellar Phoenix Novell (NSS), which are not expressly granted in this license, are entirely and exclusively reserved to and by Stellar Information Systems Ltd. You may not rent, lease, modify, translate, reverse engineer, decompile, disassemble or create derivative works based on Stellar Phoenix Novell (NSS) nor permit anyone else to do so. You may not make access to Stellar Phoenix Novell (NSS) available to others in connection with a service bureau, application service provider or similar business nor permit anyone else to do so.

### Warranty Disclaimers and Liability Limitations.

Stellar Phoenix Novell (NSS) and all accompanying software, files, data and materials are distributed and provided AS IS and with no warranties of any kind, whether expressed or implied. In particular, there is no warranty for the quality of data recovered. You acknowledge that good data processing procedure dictates that any program including Stellar Phoenix Novell (NSS) must be thoroughly tested with non-critical data before there is any reliance on it and you hereby assume the entire risk of all use of the copies of Stellar Phoenix Novell (NSS) covered by this License. This disclaimer of warranty constitutes an essential part of this License.

In addition, in no event does Stellar authorize you or anyone else to use Stellar Phoenix Novell (NSS) in applications or systems where its failure to perform can reasonably be expected to result in a significant physical injury or in loss of life. Any such use is entirely at your own risk and you agree to hold Stellar harmless from any and all claims or losses relating to such unauthorized use.

## **General**

This License is the complete statement of the agreement between the parties on the subject matter and merges and supersedes all other or prior understandings, purchase orders, agreements and arrangements. This License shall be governed by the laws of the State of Delhi, India. Exclusive jurisdiction and venue for all matters relating to this License shall be in courts and for a located in the State of Delhi, India and you consent to such jurisdiction and venue. There are no third party beneficiaries of any promises, obligations or representations made by Stellar herein. Any waiver by Stellar of any violation of this License by you shall not constitute nor contribute to a waiver by Stellar of any other or future violation of the same provision or any other provision of this License.

**Copyright ©1995-2009 by Stellar Information Systems Ltd. All rights reserved.**



## Trademarks

Stellar Phoenix Novell (NSS)® is a registered trademark of Stellar Information Systems Ltd.

Windows 2000 Server®, Windows XP®, Windows 2003® and Windows Vista® are registered trademarks of Microsoft® Corporation Inc.

All Trademarks Acknowledged.

All other brands and product names are trademarks or registered trademarks of their respective companies.



## Technical Support

Our Technical Support professionals will give solutions for all your queries related to Stellar Products.

You can either Call Us or Go Online to our support section <http://stellarinfo.com/esupport/users/kb.php>

<b>Support Helpline</b> <b>Monday to Friday [ 24 Hrs. a day ]</b>	
USA (Toll free - Pre Sales Queries)	1-866-554-2512
USA (Post Sales Queries)	1-315-220-6245
UK (Europe)	+44-207-993-2293
Germany	+49-180-110-105-0051
Worldwide	+91-921-395-5509
Skype Id	stellarsupport
Email Orders	<a href="mailto:orders@stellarinfo.com">orders@stellarinfo.com</a>

## Online Help

- [Chat Live](#) with an Online technician
- Search in our extensive [Knowledge Base](#)
- [Submit Ticket](#) (If our Knowledge Base does not answer your question)
- Login and view [Ticket Status](#) (If you already have a valid Ticket with you)
- [Download Documents](#) on Product Usage ( For Registered members only, i.e, user with login ID. If you are an unregistered user, please visit <http://stellarinfo.com/esupport/users/login.php> to create login ID)



## About Stellar

Stellar Information Systems Ltd. is a trusted name in the field of Data Recovery and Data Protection Software for more than a decade.

We provide the widest range of Data Recovery Products. Our range includes Data Recovery Software for almost all Operating Systems and File Systems.

### **Product line:**

#### **Data Recovery**

A widest range of data recovery software that helps you recover your valued data lost after accidental format, virus problems, software malfunction, file/directory deletion, or even sabotage!. [More Info >>](#)

#### **File Recovery**

The most comprehensive range of file undelete and unerase software for Windows and MS office repair tools. [More Info >>](#)

#### **Email Recovery**

A wide range of mail recovery, mail repair and mail conversion applications for MS Outlook, MS Outlook Express and MS Exchange useful in instances of data loss due to damages and corruption of Email. [More Info >>](#)

#### **Data Protection**

A wide range of Prevent Data Loss, Data backup and Hard Drive Monitoring Applications to ensure complete data protection against hard drive crash. [More Info >>](#)

#### **Data Sanitization**

Data cleanup and file eraser utility can delete selected folders, groups of files, entire logical drives, System Traces & Internet traces. Once the data have been removed using Stellar Wipe - Data File eraser utility, it is beyond recovery limits of any Data Recovery Software or utility. [More Info >>](#)

For more information about us, please visit [www.stellarinfo.com](http://www.stellarinfo.com)

---