



Stellar Phoenix Outlook Password Recovery

Version 1.1

User Guide

Table of Contents

Stellar Phoenix Outlook Password Recovery.....	1
Overview.....	ii
Getting Started.....	iii
Installation Procedure.....	iv
Starting the Software.....	v
Order and Register.....	vi
User Interface.....	vii
Interface Icons.....	vii
Using the Software.....	viii
Recovering Passwords.....	ix
Searching PST Files.....	x
Import PST file.....	xi
Legal Notices.....	xii
Copyright	xiii
Disclaimer	xiv
Trademarks	xv
License Agreement	xvi
Technical Support	xviii
Support Helpline.....	xviii
Online Help.....	xviii
About Stellar	xx

[Next](#)

Overview

Stellar Phoenix Outlook Password Recovery is a complete solution to recover lost and forgotten password of email accounts of Microsoft Outlook.

You can recover password of PST files by using Stellar Phoenix Outlook Password Recovery. A series of password will be generated by Stellar Phoenix Outlook Password Recovery that can be used to open PST files. However, the exact password will not be generated but a series of password will be available to open PST file. You can use any of the password generated by Stellar Phoenix Outlook Password Recovery to open PST files.

Key features:

- Recovers lost or forgotten password of Microsoft Outlook PST files
- Supports MS Outlook 2000, 2002, (XP), 2003, 2007

Getting Started

Stellar Phoenix Outlook Password Recovery software recovers password of PST files. A series of password - precisely six passwords will be generated for a PST file. You can open the PST file by using any of the password generated by the Stellar Phoenix Outlook Password Recovery.

- [Installation Procedure](#)
- [Order and Register](#)
- [User Interface](#)

Installation Procedure

Before installing the software, ensure that your system meets the minimum system requirements:

Minimum System Requirements

- **Processor:** Pentium Class
- **Operating System:** Windows NT4(SP6)/2000/XP/2003/Vista
- **Memory:** Minimum 256 MB (512 MB recommended)
- **Hard Disk:** 50 MB of free space
- **MS Outlook:** 2000, 2002 (XP), 2003, 2007
- **Internet Explorer:** Version 4 or later

To install the software:

1. Double-click **sopr.exe** file to start the setup process. The Setup - Stellar Phoenix Outlook Password Recovery dialog box opens. Click **Next**.
2. In the License Agreement screen, select **I accept the agreement** option. The Next button will be enabled. Click **Next**.
3. In the Select Additional Tasks screen, check the required check boxes. Click **Next**.
4. In the Select Destination Location screen, provide the path by using Browse button where the setup files will be stored. Click **Next**.
5. In the Start Menu Folder screen, provide the path by using Browse button where the program's shortcuts will be stored. Click **Next**.
6. In the Ready to Install screen, review the settings. Click **Back** to change settings. After confirming the settings click **Install**. The Installing screen shows the installation process.
7. After completing the process, the Completing the Stellar Phoenix Outlook Password Recovery Setup Wizard screen opens. Click **Finish**.

Starting the Software

To start the application, do one of the following:

- Click **Start**, point to All Programs, select **Stellar Phoenix Outlook Password Recovery**, and then click **Stellar Phoenix Outlook Password Recovery**.
- Double-click the shortcut icon of **Stellar Phoenix Outlook Password Recovery** from the desktop.
- Click quick launch icon on the taskbar.

Note: You can clear the Launch Stellar Phoenix Outlook Password Recovery check box to stop the automatic launch of the software.

Order and Register

To order the software:

The software can be purchased by making payments online using a credit card. Please visit <http://www.outlook-password-recovery.com/buy-now.php?Order> for more information and to place an order. Once the payment is complete, an activation serial number along with activation details is sent via e-mail.

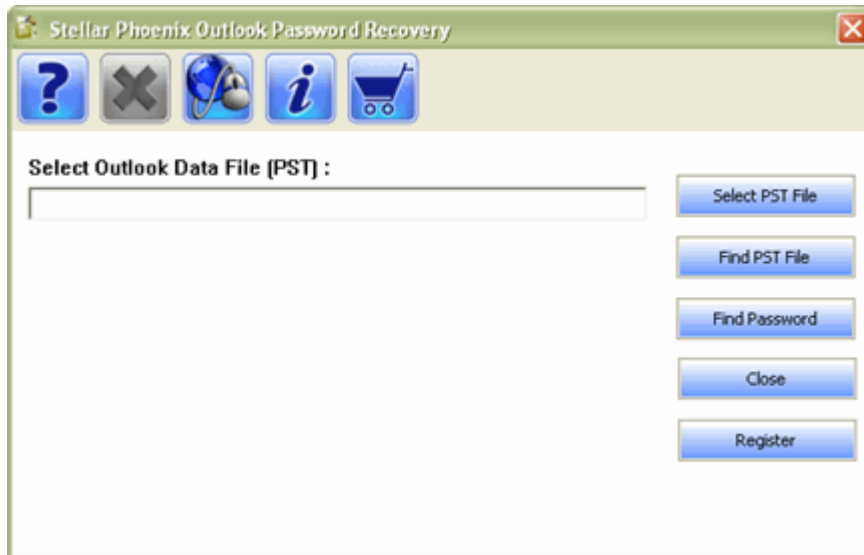
To register the software:

After receiving the Registration Key, the software can be registered:

1. Run demo version.
2. In the Stellar Phoenix Outlook Password Recovery screen, click **Register**.
3. In the Activate Stellar Phoenix Outlook Password Recovery dialog box, type User Name and Activation Code in the User Name and Activation Code text box respectively. Click **OK**.






User Interface

Stellar Phoenix Outlook Password Recovery, the robust and powerful software has a simple and easy to use Graphical User Interface (GUI). The main user interface is as shown below:



Interface Icons

These are the icons available in Stellar Phoenix Outlook Password Recovery:

- **Stop**  : Stops a process at any time
- **Help**  : Opens user guide of Stellar Phoenix Outlook Password Recovery
- **Update Wizard**  : Provide latest updates for the software
- **About Stellar Phoenix PST Repair**  : Open About dialog box that shows information about the software
- **Order Stellar Phoenix PST Repair**  : Use this to order the software

Using the Software

Stellar Phoenix Outlook Password Recovery software can recover password of Microsoft Outlook PST files. You can also search PST files in your computer by using this software.

- [Recovering Passwords](#)
- [Searching PST files](#)
- [Import PST file in Microsoft Outlook](#)

Recovering Passwords

You can recover password of PST files by using Stellar Phoenix Outlook Password Recovery. A series of password will be generated by Stellar Phoenix Outlook Password Recovery that can be used to open PST files. However, the exact password will not be generated but a series of password will be available to open PST file. You can use any of the password generated by Stellar Phoenix Outlook Password Recovery to open PST files.

To recover password of PST file:

1. In the Stellar Phoenix Outlook Password Recovery screen, click **Select PST File**.
2. In the Open dialog box, specify the PST file of which password needs to be recovered. Click **Open**. You can also [search PST files](#).
3. Click **Find Password**. The Result box shows the recovered password. Copy any password from the list.

Select Outlook Data File (PST) :

C:\Documents and Settings\A\Desktop>Password1.pst

Result:

110A1n
2Ptnsj
4I2aBX
5IsPYA
97DCQZ
APADan

4. Open Microsoft Outlook, select the PST file of which password is recovered. In the Password box, paste the password. You will need to paste the password two times in the Password box. Click **OK**.

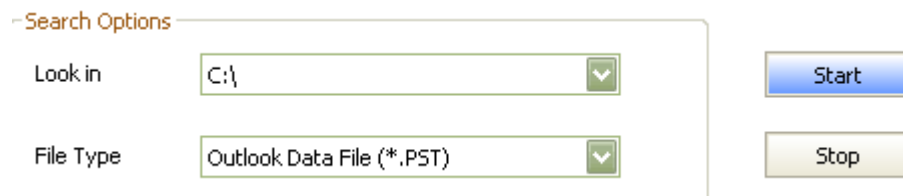
Note: You can [import the PST file](#) of which password is recovered.

Searching PST Files

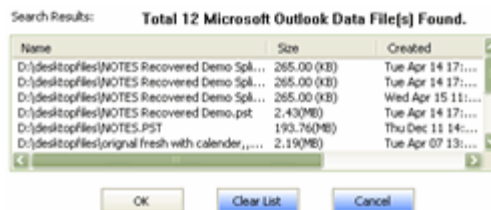
You can search for PST files by using find PST file functionality of Stellar Phoenix Outlook Password Recovery. You can search PST files in drives, folders and sub folders. However, you can select only one drive to search PST files.

- **To search PST files in drives:**

1. In the Stellar Phoenix Outlook Password Recovery screen, click **Find PST File** button.
2. In the Find PST File dialog box, under Search Options box, click **Look in** listbox to select drive. Select the required drive. Click **Start**.



3. In the Find PST File dialog box, under Search Results box, all PST files that are found in the selected drive will be shown. Click a file to select, and then click **OK**.



- **To search PST files in folders:**

1. In the Stellar Phoenix Outlook Password Recovery screen, click **Find PST File** button.
2. In the Find PST File dialog box, click **Search in folder**. In the Browse for Folder dialog box, select a folder and click **Start**. In addition, if you want to search subfolders in that folder, check **Search Subfolders** checkbox.
3. In the Find PST File dialog box, under Search Results box, all PST files that are found in the selected drive will be shown. Click a file to select, and then click **OK**.

Import PST file

To import PST file in Microsoft Outlook:

1. Open Microsoft Outlook. On the File menu, select **Import and Export**.
2. In the Import and Export Wizard, select Import from another program or file, click **Next**.
3. In the Import a File box, select Personal Folder File (.pst), click **Next**.
4. Click **Browse** to locate the PST file that needs to be imported. In the options box, select an appropriate option. Click **Next**.
5. In the Import Personal Folders dialog box, select the folders that should be imported in Microsoft Outlook. Click **Finish**.

Legal Notices

[Copyright](#)

[Disclaimer](#)

[Trademarks](#)

[License Agreement](#)

Copyright

Stellar Phoenix Outlook Password Recovery software, accompanied user manual and documentation are copyright of Stellar Information Systems Ltd., with all rights reserved. Under the copyright laws, this user manual cannot be reproduced in any form without the prior written permission of Stellar Information Systems Ltd. No Patent Liability is assumed, however, with respect to the use of the information contained herein.

Copyright © 1995-2009 by Stellar Information Systems Ltd. INDIA

Disclaimer

The Information contained in this manual, including but not limited to any product specifications, is subject to change without notice.

STELLAR INFORMATION SYSTEMS LTD PROVIDES NO WARRANTY WITH REGARD TO THIS MANUAL OR ANY OTHER INFORMATION CONTAINED HEREIN AND HEREBY EXPRESSLY DISCLAIMS ANY IMPLIED WARRANTIES OF MERCHANTABILITY OR FITNESS FOR ANY PARTICULAR PURPOSE WITH REGARD TO ANY OF THE FOREGOING STELLAR INFORMATION SYSTEMS LTD ASSUMES NO LIABILITY FOR ANY DAMAGES INCURRED DIRECTLY OR INDIRECTLY FROM ANY TECHNICAL OR TYPOGRAPHICAL ERRORS OR OMISSIONS CONTAINED HEREIN OR FOR DISCREPANCIES BETWEEN THE PRODUCT AND THE MANUAL. IN NO EVENT SHALL STELLAR INFORMATION SYSTEMS LTD, BE LIABLE FOR ANY INCIDENTAL, CONSEQUENTIAL SPECIAL, OR EXEMPLARY DAMAGES, WHETHER BASED ON TORT, CONTRACT OR OTHERWISE, ARISING OUT OF OR IN CONNECTION WITH THIS MANUAL OR ANY OTHER INFORMATION CONTAINED HEREIN OR THE USE THEREOF.

Trademarks

Stellar Phoenix Outlook Password Recovery® is a registered trademark of Stellar Information Systems Ltd.

Windows 2000 Server®, Windows XP®, Windows 2003® and Windows Vista® are registered trademarks of Microsoft® Corporation Inc.

All Trademarks Acknowledged.

All other brands and product names are trademarks or registered trademarks of their respective companies.

License Agreement

Stellar Phoenix Outlook Password Recovery

Copyright © 1995-2009 by Stellar Information Systems Ltd. INDIA

www.stellarinfo.com

All rights reserved.

All product names mentioned herein are the trademarks of their respective owners.

This license applies to the standard-licensed version of Stellar Phoenix Outlook Password Recovery.

Your Agreement to this License

You should carefully read the following terms and conditions before using, installing or distributing this software, unless you have a different license agreement signed by Stellar Information Systems Ltd.

If you do not agree to all of the terms and conditions of this License then do not copy, install, distribute or use any copy of Stellar Phoenix Outlook Password Recovery with which this License is included, you may return the complete package unused without requesting an activation key within 30 days after purchase for a full refund of your payment.

The terms and conditions of this License describe the permitted use and users of each Licensed Copy of Stellar Phoenix Outlook Password Recovery. For purposes of this License, if you have a valid single-user license, you have the right to use a single Licensed Copy of Stellar Phoenix Outlook Password Recovery. If you or your organization has a valid multi-user license, then you or your organization has the right to use up to a number of Licensed Copies of Stellar Phoenix Outlook Password Recovery equal to the number of copies indicated in the documents issued by Stellar when granting the license.

Scope of License

Each Licensed Copy of Stellar Phoenix Outlook Password Recovery may either be used by a single person or used non-simultaneously by multiple people who use the software personally installed on a single workstation. This is not a concurrent use license.

All rights of any kind in Stellar Phoenix Outlook Password Recovery, which are not expressly granted in this license, are entirely and exclusively reserved to and by Stellar Information Systems Ltd. You may not rent, lease, modify, translate, reverse engineer, decompile, disassemble or create derivative works based on Stellar Phoenix Outlook Password Recovery nor permit anyone else to do so. You may not make access to Stellar Phoenix Outlook Password Recovery available to others in connection with a service bureau, application service provider or similar business nor permit anyone else to do so.

Warranty Disclaimers and Liability Limitations.

Stellar Phoenix Outlook Password Recovery and all accompanying software, files, data and materials are distributed and provided AS IS and with no warranties of any kind, whether expressed or implied. In particular, there is no warranty for the quality of data recovered. You acknowledge that good data processing procedure dictates that any program including Stellar Phoenix Outlook Password Recovery must be thoroughly tested with non-critical data before there is any reliance on it and you hereby assume the entire risk of all use of the copies of Stellar Phoenix Outlook Password Recovery covered by this License. This disclaimer of warranty constitutes an essential part of this License.

In addition, in no event does Stellar authorize you or anyone else to use Stellar Phoenix Outlook Password Recovery in applications or systems where its failure to perform can reasonably be expected to result in a significant physical injury or in loss of life. Any such use is entirely at your own risk and you agree to hold Stellar harmless from any and all claims or losses relating to such unauthorized use.

General

This License is the complete statement of the agreement between the parties on the subject matter and merges and supersedes all other or prior understandings, purchase orders, agreements and arrangements. This License shall be governed by the laws of the State of Delhi, India. Exclusive jurisdiction and venue for all matters relating to this License shall be in courts and for a located in the State of Delhi, India and you consent to such jurisdiction and venue. There are no third party beneficiaries of any promises, obligations or representations made by Stellar herein. Any waiver by Stellar of any violation of this License by you shall not constitute nor contribute to a waiver by Stellar of any other or future violation of the same provision or any other provision of this License.

Copyright ©1995-2009 by Stellar Information Systems Ltd. All rights reserved.

Technical Support

Our Technical Support professionals will give solutions for all your queries related to Stellar Products.

You can either Call Us or Go Online to our support section
<http://stellarinfo.com/esupport/users/kb.php>

Support Helpline

Monday - Friday [24 Hrs. a day]

USA (Toll free - Pre Sales Queries)	1-866-554-2512
USA (Post Sales Queries)	1-315-220-6245
UK (Europe)	+44-207-993-2293
Germany	+49-180-110-105-0051
Worldwide	+91-921-395-5509
Skype Id	stellarsupport
Email Orders	orders@stellarinfo.com

Online Help

- [Chat Live](#) with an Online technician
- Search in our extensive [Knowledge Base](#)
- [Submit Ticket](#) (If our Knowledge Base does not answer your question)
- Login and view [Ticket Status](#) (If you already have a valid Ticket with you)

- [Download Documents](#) on Product Usage (For Registered members only, i.e, user with login ID. If you are an unregistered user, please visit <http://stellarinfo.com/esupport/users/login.php> to create login ID)

About Stellar

Stellar Information Systems Ltd. is a trusted name in the field of Data Recovery and Data Protection Software for more than a decade.

We provide the widest range of Data Recovery Products. Our range includes Data Recovery Software for almost all Operating Systems and File Systems.

Product line:

Data Recovery

A widest range of data recovery software that helps you recover your valued data lost after accidental format, virus problems, software malfunction, file/directory deletion, or even sabotage!. [More Info >>](#)

File Recovery

The most comprehensive range of file undelete and unerase software for Windows and MS office repair tools. [More Info >>](#)

Email Recovery

A wide range of mail recovery, mail repair and mail conversion applications for MS Outlook, MS Outlook Express and MS Exchange useful in instances of data loss due to damages and corruption of Email. [More Info >>](#)

Data Protection

A wide range of Prevent Data Loss, Data backup and Hard Drive Monitoring Applications to ensure complete data protection against hard drive crash. [More Info >>](#)

Data Sanitization

Data cleanup and file eraser utility can delete selected folders, groups of files, entire logical drives, System Traces & Internet traces. Once the data have been removed using Stellar Wipe - Data File eraser utility, it is beyond recovery limits of any Data Recovery Software or utility. [More Info >>](#)

For more information about us, please visit www.stellarinfo.com
