



Welcome to

Stellar Disk Wipe

Version 1.0

User Guide



To change boot preference or setting CD drive as boot option:

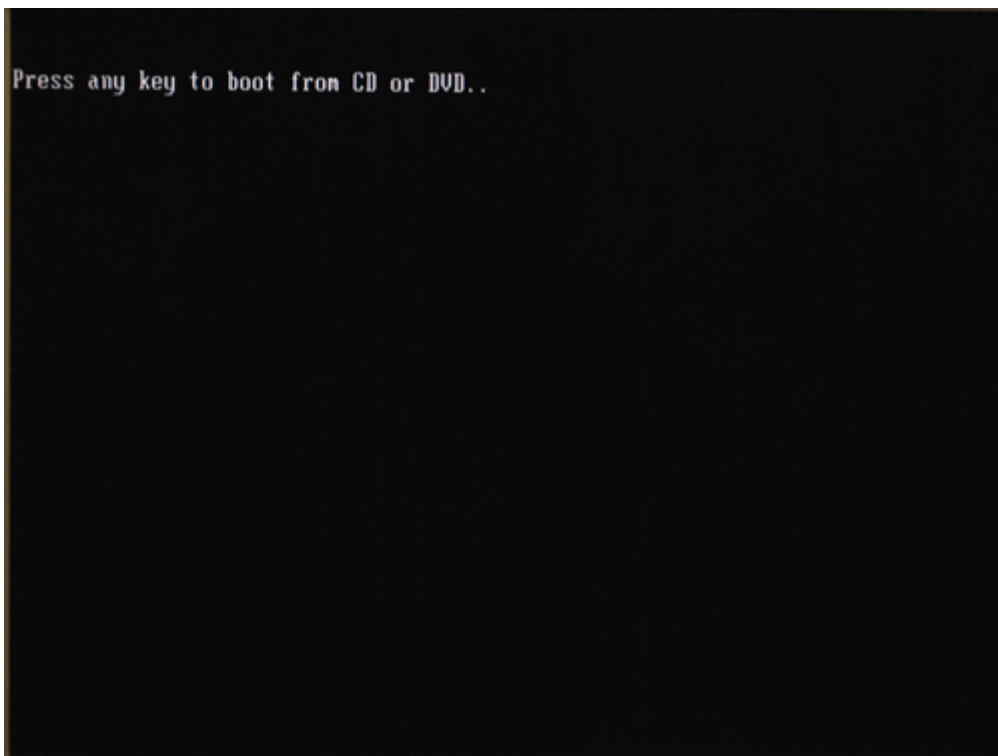
1. Restart computer and keep pressing the F2 or Del key. System Setup (BIOS) screen opens.
2. On keyboard press the right-arrow key to navigate to the Boot menu.
3. On the Boot menu, press down-arrow key to select Boot Drive option.
4. Press Enter, press up or down key to select CD drive.
5. Press Enter, press F10, and then Y key to save the changes.
6. Computer will restart automatically and the new first boot device is CD drive.

Note: Check your computer's motherboard documentation to know which key opens the System Setup (BIOS). In addition, you will find information regarding the changing boot preference option.

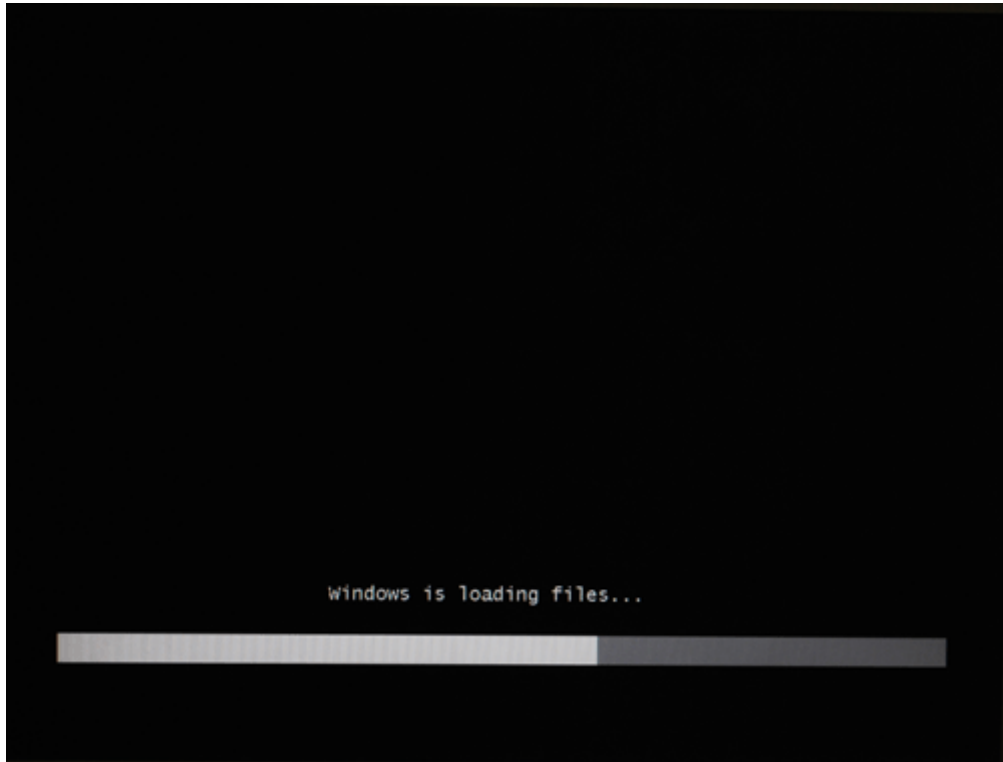


Starting computer by using Stellar Disk Wipe boot disk:

1. Insert the bootable CD or DVD of Stellar Disk Wipe in CD drive.
2. Restart your computer.
3. When computer restarts you will see the screen as displayed below after first screen:



4. Hit any key to boot from CD. you will see a screen as shown below confirming that your computer is booting using boot disc:



5. After booting process completes, you will see the first screen of Stellar Disk Wipe.



Stellar Disk Wipe

Stellar Disk Wipe at a Glance

Stellar Disk Wipe, an ideal solution for permanent and complete removal of data from hard disk in one go, beyond recovery.

Why use Stellar Disk Wipe?

In today's world, important and confidential information are stored in digital form and theft of these information is a major threat. At times, unknowingly we may provide our sensitive data such as financial records, passwords and other private details to others. Formatting or deletion of data from hard disk does not remove the contents permanently – it only deletes the details regarding the file's location. For achieving complete and permanent erasure of data from your hard disk, you need to overwrite data using secure wipe methods. Powerful data destruction software which uses efficient wipe algorithms with maximum overwrite speed can only be the solution for that.

This is precisely where a powerful and reliable tool like Stellar Disk Wipe comes handy. The user-friendly software uses efficient and secure wipe methods with maximum overwrite speed to wipe your entire hard disk. The erasure wizard will guide you through simple steps to sanitize your hard disk within minutes. Once data is wiped, no data can be recovered. Eventually, Stellar Disk Wipe protects your confidential data from any possible misuse.

Key Features of Stellar Disk Wipe:

- Easy-to-use wizard driven interface
- Complete erasure of hard disk in one go
- Easy-to-use wizard driven interface
- Complete erasure of hard disk in one go.
- Easy-to-use wizard driven interface
- Complete erasure of hard disk in one go.



Step 1: Wizard Intro

Brief description about Stellar Disk Wipe is given in the introductory page of the wizard. Please review the information carefully and then click **Next** to proceed.



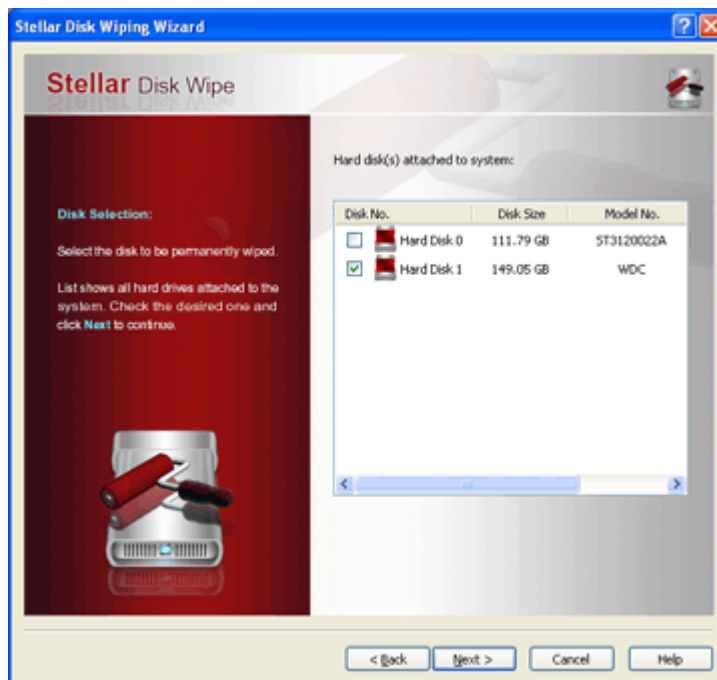


S

Step 2: Disk Selection

In this phase, the wizard will show all hard drives attached to the system along with its details such as Disk No., Disk Size, Model No. and Serial No. Hard disk(s) appears in the list according to the boot sequence configured in the BIOS.

Check the disk to be wiped and click **Next** to continue.





Stellar Disk Wipe

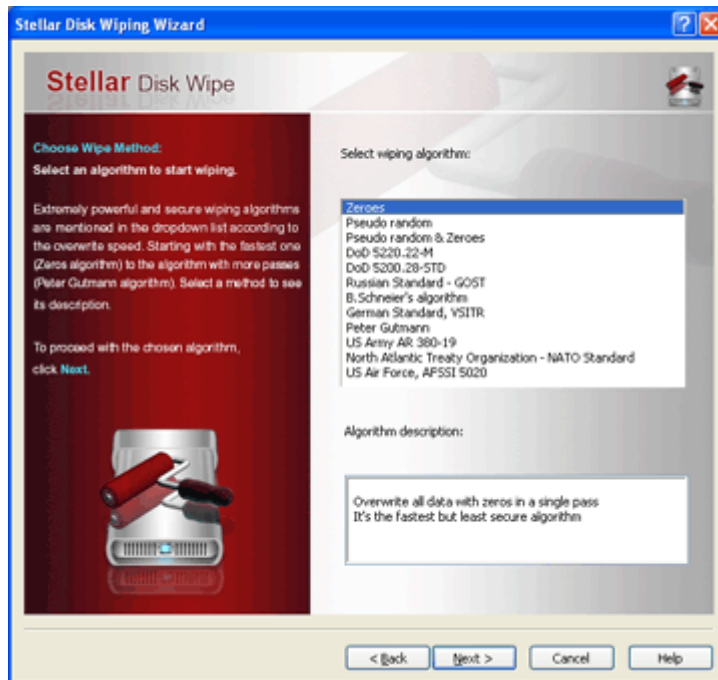
Step 3: Choose Wipe Method

This phase of the wizard will provide you different wiping methods. The algorithms are arranged in such a way that the fastest one with maximum overwrite speed is on the top of the list and the algorithm with maximum number of passes towards the end.

Algorithms used by the software are:

1. Zeros (1 pass)
2. Pseudo Random (1 pass)
3. Pseudo Random & Zeros (2 passes)
4. DoD 5220.22 - M (3 passes)
5. DoD 5200.28 Std (7 passes)
6. Russian Standard - GOST (7 passes)
7. B. Schneier's Algorithm (7 passes)
8. German Standard, VSITR (7 passes)
9. Peter Gutmann (35 passes)
10. US Army AR 380-19
11. NATO Standard (5 passes)
12. US Air Force AFSSI 5020

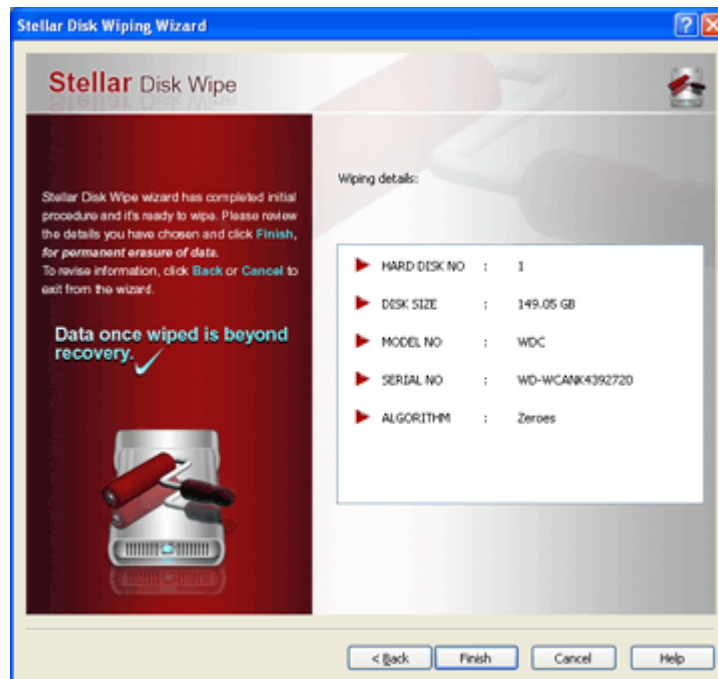
Select the algorithm and click **Next** to continue.



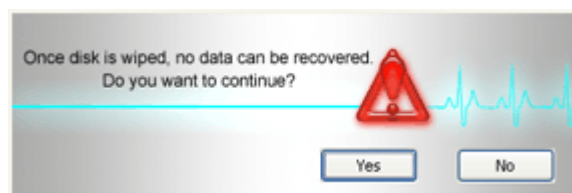


Step 4: Start Wipe

The final phase of the wizard will give the summary of what you have chosen. It will show the selected disk and wiping method. Review the summary carefully and click *Finish* to continue. In case of any changes, you have an option to click *Back* and revise as required. Click *Cancel*, if you want to exit from the wizard.



As soon as you click **Finish**, confirmation message pops up. If you are sure to continue then click **Yes** to start wiping. When the process is complete, you get a message indicating that Stellar Disk Wipe has successfully wiped the hard disk.



Wiping Hard Disk 1



Data Wiped : 14 GB
Data Wiped : 14605 MB
Time Elapsed : 00:07:59



Cancel



Stellar Disk Wipe

Copyright

Stellar Disk Wipe software, accompanied user manual and documentation are copyright of Stellar Information Systems Ltd, with all rights reserved. Under the copyright laws, this user manual cannot be reproduced in any form without the prior written permission of Stellar Information Systems Ltd. No Patent Liability is assumed, however, with respect to the use of the information contained herein.

© 1995-2011 Stellar Information Systems Ltd. All rights reserved.



Stellar Disk Wipe

Disclaimer

The Information contained in this manual, including but not limited to any product specifications, is subject to change without notice.

STELLAR INFORMATION SYSTEMS LTD PROVIDES NO WARRANTY WITH REGARD TO THIS MANUAL OR ANY OTHER INFORMATION CONTAINED HEREIN AND HEREBY EXPRESSLY DISCLAIMS ANY IMPLIED WARRANTIES OF MERCHANTABILITY OR FITNESS FOR ANY PARTICULAR PURPOSE WITH REGARD TO ANY OF THE FOREGOING STELLAR INFORMATION SYSTEMS LTD ASSUMES NO LIABILITY FOR ANY DAMAGES INCURRED DIRECTLY OR INDIRECTLY FROM ANY TECHNICAL OR TYPOGRAPHICAL ERRORS OR OMISSIONS CONTAINED HEREIN OR FOR DISCREPANCIES BETWEEN THE PRODUCT AND THE MANUAL. IN NO EVENT SHALL STELLAR INFORMATION SYSTEMS LTD, BE LIABLE FOR ANY INCIDENTAL, CONSEQUENTIAL SPECIAL, OR EXEMPLARY DAMAGES, WHETHER BASED ON TORT, CONTRACT OR OTHERWISE, ARISING OUT OF OR IN CONNECTION WITH THIS MANUAL OR ANY OTHER INFORMATION CONTAINED HEREIN OR THE USE THEREOF.



Stellar Disk Wipe

Trademarks

Stellar Disk Wipe ® is a registered trademark of Stellar Information Systems Ltd.

Windows XP®, Windows Vista® are registered trademarks of Microsoft Corporation.

All other brands and product names are trademarks or registered trademarks of their respective companies.



Stellar Disk Wipe

License Agreement

Stellar Disk Wipe Copyright ©1995-2011 Stellar Information Systems Ltd.

All rights reserved.

This license applies to the standard-licensed version of Stellar Disk Wipe.

Stellar Disk Wipe License.

Stellar Information Systems Ltd.

Your Agreement to this License

You should carefully read the following terms and conditions before using, installing or distributing this software, unless you have a different license agreement signed by Stellar Information Systems Ltd.

If you do not agree to all of the terms and conditions of this License, then: do not copy, install, distribute or use any copy of Stellar Disk Wipe with which this License is included, you may return the complete package unused without requesting an activation key, within 30 days after purchase, for a full refund of your payment.

The terms and conditions of this License describe the permitted use and users of each Licensed Copy of Stellar Disk Wipe. For purposes of this License, if you have a valid single-copy license, you have the right to use a single Licensed Copy of Stellar Disk Wipe; if you or your organization has a valid multi-user license, then you or your organization have - has the right to use up to a number of Licensed Copies of Stellar Disk Wipe equal to the number of copies indicated in the documents issued by Stellar when granting the license.

Scope of License

Each Licensed Copy of Stellar Disk Wipe may either be used by a single person or used non-simultaneously by multiple people who use the software personally installed on a single workstation. This is not a concurrent use license.

All rights of any kind in Stellar Disk Wipe, which are not expressly granted in this License, are entirely and exclusively reserved to and by Stellar Information Systems Ltd. You may not rent, lease, modify, translate, reverse engineer, decompile, disassemble, or create derivative works based on, Stellar Disk Wipe, nor permit anyone else to do so. You may not make access to Stellar Disk Wipe available to others in connection with a service bureau, application service provider, or similar business, nor permit anyone else to do so.

Warranty Disclaimers and Liability Limitations.

Stellar Disk Wipe, and any and all accompanying software, files, data and materials, are distributed and provided AS IS and with no warranties of any kind, whether expressed or implied. In particular, there is no warranty for the quality of data recovered. You acknowledge that good data processing procedure dictates that any program, including Stellar Disk Wipe, must be thoroughly tested with non-critical data before there is any reliance on it, and you hereby assume the entire risk of all use of the copies of Stellar Disk Wipe covered by this License. This disclaimer of warranty constitutes an essential part of this License.

In addition, in no event does Stellar authorize you or anyone else to use Stellar Disk Wipe in applications or systems where Stellar Disk Wipe's failure to perform can reasonably be expected to result in a significant physical injury, or in loss of life. Any such use is entirely at your own risk, and you agree to hold Stellar harmless from any and all claims or losses relating to such unauthorized use.

In no event shall Stellar Information Systems Limited or its suppliers be liable for any special, incidental,

indirect, or consequential damages whatsoever (including, without limitation, damages for loss of business profits, business interruption, loss of business information, or any other pecuniary loss) arising out of the use of or inability to use the software product or the provision of or failure to provide support services, even if Stellar Information Systems Limited has been advised of the possibility of such damages. In any case, Stellar Information Systems Limited's entire liability under any provision shall be limited to the amount actually paid by you for the software product.

General

This License is the complete statement of the agreement between the parties on the subject matter, and merges and supersedes all other or prior understandings, purchase orders, agreements and arrangements. This License shall be governed by the laws of the State of Delhi. Exclusive jurisdiction and venue for all matters relating to this License shall be in courts and fora located in the State of Delhi, INDIA and you consent to such jurisdiction and venue. There are no third party beneficiaries of any promises, obligations or representations made by Stellar herein. Any waiver by Stellar of any violation of this License by you shall not constitute, nor contribute to, a waiver by Stellar of any other or future violation of the same provision, or any other provision, of this License.

Copyright ©1995-2011 by Stellar Information Systems Ltd. All rights reserved.



Stellar Disk Wipe

Technical Support

Our Technical Support professionals will give solutions for all your queries related to Stellar Products.

You can either **Call Us** or **Go Online** to our support section www.stellarinfo.com/support



Support Helpline

24 Hrs. a day **Monday – Friday**

USA (Toll free - Pre Sales Queries)	-	+1-877-778-6087
USA (Post Sales Queries)	-	+1-732-584-2700
UK (Europe)	-	+44-203-026-5337
Australia & Asia Pacific	-	+61-280149899
Netherlands Pre & Post Sales Support	-	+31-208-111-188
Worldwide	-	+91-921-395-5509
Skype Id	-	stellarsupport
Email Orders	-	orders@stellarinfo.com



Online Help

[Chat Live](#) with an Online technician.

Search in our extensive [Knowledge Base](#).

[Submit Enquiry](#) (If our Knowledge Base does not answer your question).



Stellar Disk Wipe

Welcome to Stellar

Stellar Information Systems Ltd. is a trusted name in the field of Data Recovery and Data Protection Software for more than a decade.

We provide the widest range of Data Recovery Products. Our range includes Data Recovery Software for almost all Operating Systems and File Systems.

Product line:

Data Recovery : A widest range of data recovery software that helps you recover your valued data lost after accidental format, virus problems, software malfunction, file/directory deletion, or even sabotage!. [More Info >>](#)

File Recovery: The most comprehensive range of file undelete and unerase software for Windows and MS office repair tools. [More Info >>](#)

Email Recovery: A wide range of mail recovery, mail repair and mail conversion applications for MS Outlook, MS Outlook Express and MS Exchange useful in instances of data loss due to damages and corruption of Email. [More Info >>](#)

Data Protection: A wide range of Prevent Data Loss, Data backup and Hard Drive Monitoring Applications to ensure complete data protection against hard drive crash. [More Info >>](#)

Data Sanitization: Data cleanup and file eraser utility can delete selected folders, groups of files, entire logical drives, System Traces & Internet traces. Once the data have been removed using Stellar Wipe - Data File eraser utility, it is beyond recovery limits of any Data Recovery Software or utility. [More Info >>](#)

For more information about us, please visit www.stellarinfo.com