

NEWS




Data scandal: Is Facebook now at the end?
In the social network millions of dollars were stolen again. How should users still trust Facebook? COMPUTER BILD draws a picture of the crisis and explains how the exit from Facebook works. Page 10



LoJax wütet – nur dieser Virens Scanner hilft
Gegen den Super-Virus LoJax ist nur ein Kraut gewachsen: Schützen Sie Ihr System mit Eset Internet Security! Seite 30

GRATIS AUF CD/DVD




ASMR-Videos: Spüren Sie das Kribbeln?
ASMR videos should help you relax and fall asleep. COMPUTER BILD explains what's behind it – and what TV painter Bob Ross has to do with it. Page 28

Picture of the week.....	8
5 important news – and what they mean for me.....	8
Top story: Again data scandal on Facebook.....	10
News of the week.....	12
VI P Club: Smart cordless tool case from Vorwerk.....	21
Series & Movies Online: The Streaming Guide.....	22
Report of the week: A commission sets ethics standards for data collection... ..	24
Report of the week: Amazon's Alexa should be involved overall.....	25
Report der Woche: Die Strippenzieher von „The Spinner“.....	26
Social Media News: How do the ASMR videos work on YouTube?.....	28
Sicherheits-Center: Was den LoJax-Virus so gefährlich macht.....	30
The Golden Photo: These are the winners.....	32
Leseraktion: Machen Sie den Blitz-Führerschein.....	36

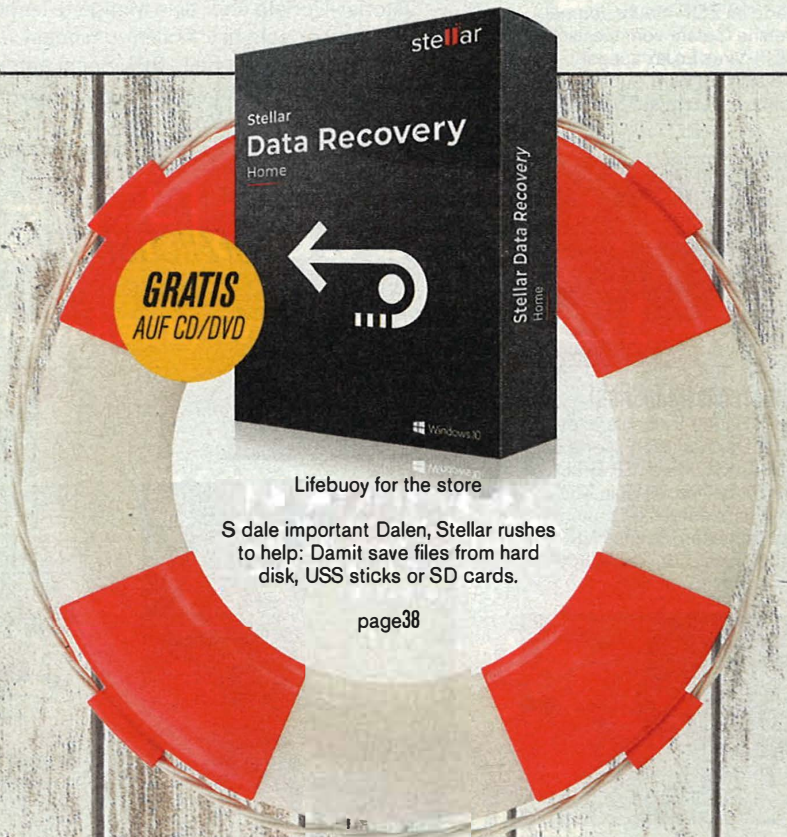
RATGEBER

Top-Programme im Herbst

Mobile Gaming mit BlueStacks, digitales Lego ... Diese und mehr spannenden Programme finden Sie auf der Heft-CD/DVD. page 52



The new Windows 10
It's that time again: Microsoft distributes the next big update for its operating system. The most important innovations can be found starting on page 46

GRATIS AUF CD/DVD

Stellar Data Recovery Home

Lifebuoy for the store

S dale important Dalen, Stellar rushes to help: Damit save files from hard disk, USS sticks or SD cards.

page 38

The All-Savior: Accidentally To restore the Dalen.....	31
Reader's Action: Secure cloud storage for a special price.....	41
Tipp-Center: Everything about the new Windows 10.....	41
Top software on magazine CD / DVD: 10 free programme.....	51
Three purchase apps for free: Anonymous to the Net, Money Managers and Scavenger Hunts... ..	61

DER ALLES RETTER

FÜR IHRE DATEN

*If important data is missing, help with
Stellar: recover files from hard disk,
USB stick or SD card.*

WHAT DO I
NEED TO DO
IF ...



FILES WERE LOST?
If the case is less dramatic, try it yourself with Stellar
Phoenix Windows Data
Recovery.

Seite 40



... THE PARTITION IS AWAY?
Is a whole drive missing due to a software
error? Even in this case, Windows Data Rey can
often help.

ACTION

Haben Sie wertvolle Daten verloren?

Droht durch Datenverlust ein hoher finanzieller Schaden, lohnt es sich, professionelle Datenretter zu beauftragen. Die bieten mit hoch spezialisierter Technik im Labor viel höhere Rettungschancen als jede Software. Der hohe Aufwand führt zu Kosten ab 260 Euro, doch Leser dieser Ausgabe erhalten bei Stellar 50 Euro Rabatt. Seite 43

Zw- two, three wrong clicks, and an important document or photo is gelöscht - das passiert fast jedem PC users sometime. But even with the greatest caution, data loss can occur, for example due to virus attack or software errors. In the future you will not have any problems in this case, because with the one-year version of Stellar Phoenix Windows Data Recovery on the issue CD / DVD you can still save lost files and folders in many cases.

Data recovery, made easy

Whether from hard disk, USB drive or SD card: The software finds old files and restores them in just a few clicks. Even if an entire partition is lost, Stellar can often recover stored data. This is possible because Windows marks deleted files initially only as free space. Until they are actually overwritten, Stellar can track them down. If there is not much time between file deletion and program application! Time is up, the chances of rescue are particularly high. Install the software as a precautionary measure, as the installation of the data rescuer can overwrite lost files!

Discount on professional rescue

Not in every case, the program often from the digital hereafter to pick up. Especially with hardware defects on the drive, it is powerless. Therefore, with this issue, there is a discount of 50 Euro on a data recovery in the professional lab of

Stellar, see page 43.

[b/p] ➤

*Der price is valid for the indefinitely usable purchase version. The version of the Heft CD / DVD is available for one year.



... VALUABLE DATA WAY SIND?

Is loss of data a source of financial damage, such as lost data? Then you hand over the case better to the professionals.


page 43

stellar

Stellar

Data Recovery

Home



Stellar Data Recovery

Home

Windows 10

Windows 10

GRATIS
HEFT CD & DVD
STATT
59,99 EURO*

... I WANTED TO WORK?

Install Windows Data Recovery in case of emergency. Also pay attention to the precautionary tips

Page 42.

Page 42

DER ALLES RETTER

DATEIEN WIEDERHERSTELLEN

With Stellar Phoenix Windows Data Recovery you save in many files!
but still believed lost data. How it works, read here

TO INSTALL

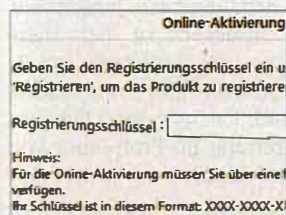
U.N.

UNLOCK

Select destination drive
Attention: If important files are already missing on the Windows drive, use the PC as soon as possible after the data recovery. If possible, install the software on a second PC, install the affected hard disk there and perform the rescue. If no second PC is available, install the program on the Windows hard disk, but at least not on the Windows hard disk.



Request license key
Open the page cobl.de/go/stellar, click on it Get your license key and follow the instructions until your license key is e-mailed.



Unlock the program
Now install the program from the Hett CD / DVD and start it. Click on the user icon. In the next window, enter the key from the e-mail and click on Register and OK. The software is now unlocked for one year.

SCHRITT 1

SEEKING CULTRATED COUNTRIES

Has the emergency occurred, and important details are missing? If the loss of data affects an external storage device, connect it now. Then start Windows Data Recovery if you have not already done so. After that the rescue can begin:
Select file types
Did you want to scan certain files, such as photos and documents? If you limit the search to it, it will run faster.

Remove it by clicking the Hook beside „Alien Daten“, and put a hook on „Office Documents“ and „Photos“. To mark them basically also the one Tag, „Folder“. Are on the other hand there

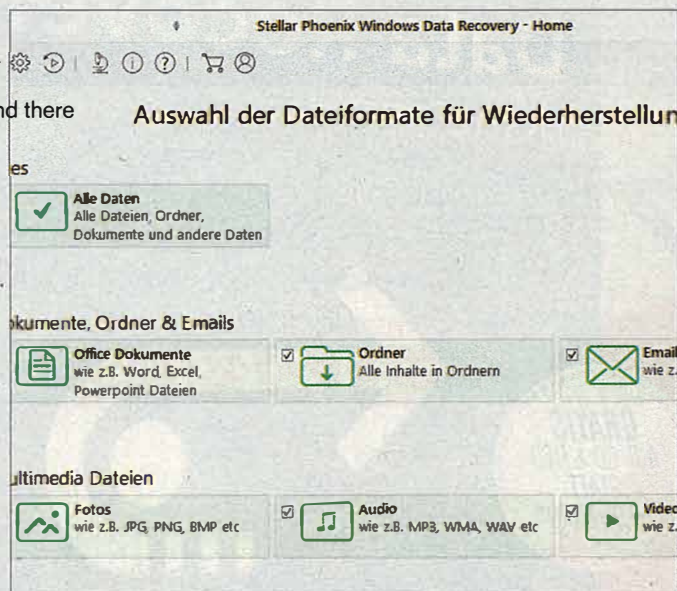
All kinds of species have been lost, leave it at the pre-selection, „Alien Daten.“ Continue with a mouse click
Next.
Determine search location
Now select which drive is affected by data loss. To do this, for example, check „C:“ at the entry of the drive, but if you only want to search for a deleted location in a certain location, click on „Save Location“ in the upper right corner and then open

In the new window, select the location of your choice and click on Selections.

start search

To start the search, click on Scan. Depending on the amount of data and the pre-selection just made, the process may take a few minutes or even several hours. To speed things up, click Next

disable show.



Do you search for specific types of data? Also, delete the folders. Folders to locate files in deleted folders.

SCHRITT 2

DATENRETTUNG DURCHFÜHREN

Wenn der Suchlauf abgeschlossen ist, klickt man auf **OK**. Nun sehen Sie viele Ordner, darunter nicht nur gelöschte Dateien. Um nur Ordner einzublenden, in denen gelöschte Dateien gefunden wurden, klicken Sie oben auf **Gelöschte Liste**.

zu rettende Daten auswählen

In der Voreinstellung sind alle gefundenen Dateien und Ordner zur Rettung markiert. Das kann bei einer Rettung von USB-Stift-

Dateityp	Baum-Darstellung	Gelöschte
<input checked="" type="checkbox"/>	<input checked="" type="checkbox"/>	<input checked="" type="checkbox"/>
Windows-Platte (C:)		
<input checked="" type="checkbox"/>	<input checked="" type="checkbox"/>	<input checked="" type="checkbox"/>
\$Extend		
<input checked="" type="checkbox"/>	<input checked="" type="checkbox"/>	<input checked="" type="checkbox"/>
Program Files		
<input checked="" type="checkbox"/>	<input checked="" type="checkbox"/>	<input checked="" type="checkbox"/>
ProgramData		
<input checked="" type="checkbox"/>	<input checked="" type="checkbox"/>	<input checked="" type="checkbox"/>
Users		
<input checked="" type="checkbox"/>	<input checked="" type="checkbox"/>	<input checked="" type="checkbox"/>
Windows		
<input checked="" type="checkbox"/>	<input checked="" type="checkbox"/>	<input checked="" type="checkbox"/>
Verlorene Ordner		

der SD-Karten-Daten sinnvoll sein. Retten Sie hingegen Daten von einer Windows-Festplatte, sind auch viele unnütze Daten markiert, etwa temporäre Dateien, die Windows zu Recht gelöscht hat. Entfernen Sie in diesem Fall links im Fenster den obersten Haken, im Beispiel oben „Windows-Platte (C:)“. Setzen Sie dann Haken neben allen Ordnern, die Sie retten möchten. Wollen Sie nur einzelne

DSelect the folder in which they are stored, and set the desired hooks in the file entry on the right side of the window. To find a specific file, use the search box at the top right. If every track is missing from the desired file, try a depth scan, see box on the right.

Save found files


To save the deleted files and folders, you need to save them. The software does not allow it to write to the original drive. The reason: other Daten to be saved could be overwritten irreversibly. Therefore, select another drive, such as a USB drive, which you may now connect to.

Attention: Many PCs are shipped with one

Recovery "partition equipped the ice"

nen own drive letter has. However, it is on the same hard drive as Windows and should therefore not serve as a target for rescuing Daten of the Windows drive. Once you're ready, click on Restore and Search and select the one you want Location off. Then click on Select and Start saving.

If you are looking at a biographical or textual file, the chances of a rescue are very good. Sometimes they only partially reconstruct data, as in the case of this picture.



Datei Name	Typ	Große	Erste
IMG_1479.JPG	Gel...tei	4 KB	Nov
IMG_1493.JPG	Gel...tei	4 KB	Nov

SCHRITT 3

DEEP-SCAN RUNNING

Did not the lost files appear when examining the slab? Maybe they have already been written and can not be corrected. But there is still a chance: the depth scan. This feature performs a comprehensive scan of the data processor to recover every single bit of lost or deleted data. The depth scan search lost files based on the file signature. This option may require more files than the regular scan, especially for heavily damaged volumes.

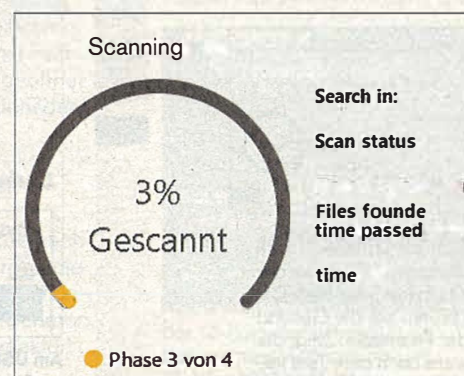
Start depth scan

To start the search, click next to "Depth Scan" at the bottom of the window and a new window will appear.

<input checked="" type="checkbox"/> Datei Name	Typ
<input checked="" type="checkbox"/> \$Extend	Ordne
<input checked="" type="checkbox"/> Program Files	Ordne
<input checked="" type="checkbox"/> ProgramData	Ordne
<input checked="" type="checkbox"/> Users	Ordne
<input checked="" type="checkbox"/> Verlorene Ordner	Ordne
<input checked="" type="checkbox"/> Windows	Ordne

[Tiefen-Scan Hier klicken](#)

which indicates the progress of the scan. The depth scan can take considerably longer than the regular scan. Again, it is worthwhile to disable the preview. When the process is completed, the rescue works exactly as described on the left. If you can not find the files you are looking for, even after a depth scan, maybe a professional data recovery can help, see page 43.



PARTITION WIEDERHERSTELLEN

Fehlt neben wichtigen Dateien der Buchstabe des Laufwerks, auf dem sie gespeichert waren? Dann suchen Sie nach der verlorenen Partition.

TIPPS: DATEN- VERLUST VOR- BEUGEN

Welche Daten möchten Sie sichern?

Aktivieren Sie das Kontrollkästchen der Elemente

- ☒ Datendaten
- ☒ Daten für neu erstellte Benutzer
- ☒ Bibliotheken von Hubert Popio
- ☐ Computer

Datensicherung

Die beste Prophylaxe ist eine regelmäßige Sicherung Ihrer Daten, zum Beispiel mit Windows-Bordmitteln, wie auf der Internetseite cobi.de/12594 beschrieben.



Überspannungsschutz

Sometimes lightning strikes lead to high voltage damage, which leads to data loss. The right protection is available for around 10 euros. You will find the best Geräte auf cobi.de/go/uespann.



Festestplatte fitness Mit Checkdrive Plus from the "Extras" section of the magazine CD / DVD check the health of the hard disk if the software does not show any signs of snagging after the test, there is a risk that the memory will soon fail.

The search for lost files and folders (see pages 40 and 41) only works if the partition in question, including the drive letter, still exists. But what if the partition does not exist anymore due to a software bug or mishap in partitioning the hard drive? Unless it has caught the Windows partition, is not all days evenings, because Stellar Phoenix finds lost partitions on hard drives, USB sticks or SD cards. Then restore files and folders from them - as if the partition were still there.

Find partition

Launch the software, select the file types you want to search for, and click Next. In the following window, next to "Other storage locations", you can click on the entry Can not run, so that a checkmark appears next to it, then click on Scan In the "Select drive" area, the drives found are listed. Unlike the Windows Explorer, the Windows drives with their letters do not appear here, but the storage devices behind them, such as hard disks and USB pens (see picture above right). Do not tell the partly cryptic model names anything, pay attention to the manufacturer name right next to it. The ".Type" column also indicates whether it is an internal hard disk ("Physical drive") or an external hard disk.

Suche nach Partitionen

Partitionen	Bezeichnung	Typ	Größe
Std Vol 1	Lokale Festpla...	FIXED	3.65 GB
Std Vol 1	Lokale Festpla...	FIXED	2.66 MB

Falls Sie die Partition oben nicht finden können, klicken Sie auf "Tiefen-Scan"

Sektor auslesen 1343488 von 7680000

If the software finds several partitions, you will usually recognize the right one by the size. Once you have identified the device you want to use, click on it and then click on the binoculars icon and the program will list the partitions under "Partitions found". If the software does not find the partition you are looking for, click a deeper search on the depth scan. Attention: This process can take several hours. On the other hand, turn up the partition, click on it and then on Scan. Save Daten

The remainder of the data recovery runs as shown on pages 40 and 41. Do not the desired data appear? If multiple partitions are found, try the others. If you have not yet tried a depth scan, get it. If that does not help either, Stellar's professionals may help, see the right.

Stellar Phoenix Windows Data Recovery

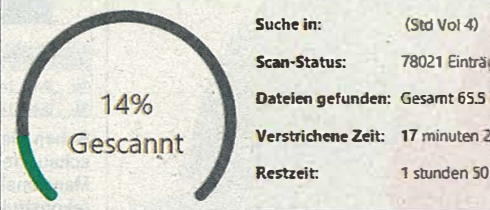
Choose the feäst Partitionen

Laufwerk wählen

Physisches Laufwerk	Festplatte	Typ
ST1000LM024	Seagate	Physisches...
Drive 0	--	Wechseldat...

Am USB icon recognizes external storage devices, in this case the USB pen .Drive o .

Scan-Vorgang



AKTION

50 EURO SPAREN!

PROFI-DATENRETTUNG

Ist ein Laufwerk mit wertvollen Daten beschädigt, müssen Profis ran. Dank Aktionspreis **sparen Sie 50 Euro** bei der Rettung durch Stellar.

INTERVIEW MIT STELLAR DATA RECOVERY

Stellar Data Recovery data recovery professionals can often help in the lab when jade software is powerless. The costs for this start at 260 euros in the case of software-related data loss on USB sticks or SD cards. Help with hard drive with hardware defect is available from 899 euros. Readers of this edition receive a 50 Euro discount, see column on the right. COMPUTER BILD hat mit Sylvia Haensel of Stellar über the Datenrettsproken:

How / abolishes the data recovery?

When the customer contacts us, we try to determine through specific questions whether the case must go to our lab, one of the certified partners can help or our own Stellar software is already sufficient to solve the problem. If this is not the case, the data carrier will be picked up free of charge with OHL Express (possible throughout Germany) and überNight in our central laboratory for diagnosis.



Die Experten von Stellar behandeln ihren Datenträger in diesem professionellen Reinraum.

„Thanks to fixed price for Picküp, diagnosis, treatment, spare parts and return shipment we offer an attractive offer.“



Sylvia Haensel
Head of Sales Deutschland
bei Stellar Data Recovery

Measuring devices, for example, are completely "made in Germany" and certified in accordance with VOi 2083 and DIN EN ISO 14644. Of course, this costs for days on a solution to be searched. But, in most cases, these are very important personal details or irretrievable memories of our clients, such as wedding photos or diploma theses. / can any festival be rescued? Which factors complicate the rescue?

We had a covert one time Test of the Belgian Vlaamse radio. Five hard drives became knowledgeable completely destroyed. One went into the water, one was burned, one from the car several times overturned, one thrown from the 8th floor, and a hard disk was "processed" with a drill. In all cases, except for the completely broken disk from the skyscraper, we were able to completely restore the Daten. Here we sometimes see hard disks that have already been opened by customers, which usually causes irreparable damage.

How can I get the rescued Daten back?
We have solved this practically: Depending on the size of the rescued Daten they will be sent back with a USB stick, a new external hard drive or our secure, certified cloud service in Frankfurt.

SO NUTZEN SIE DEN RABATT

As with the installation The software opens the page cobl.de/go/stellar.
■ There click on Get / voucher voucher and left to 50 € discount. Make a note of the coupon code that appears. then fill out the contact form so the rescuers will contact you. If you need 1hr of data carrier to the lab. get it after there a fixed price offer. Then call that Coupon Code to use the discount. If you decline the offer. you have the choice to have the data carrier disposed of free of charge and safely or to get it back for 39 euros untreated.

ANGEBOT # 2
Datenrettungsservice
Komplexe Datenrettungsfälle, die von unseren E

HOLEN SIE SICH 50 EURO RABATT
auf die Datenrettung von Festplatten!

[Holen Sie sich Ihren Gutschein](#)
Gutschein gültig bis 31. März 2019

The 50-euro-Gutschein for a data recovery is unissued until the 31st of May 2019.