Stellar
Converter for Office 365

Steps to Install

Step 1

When Opening Dialog Box Appears Click Save File

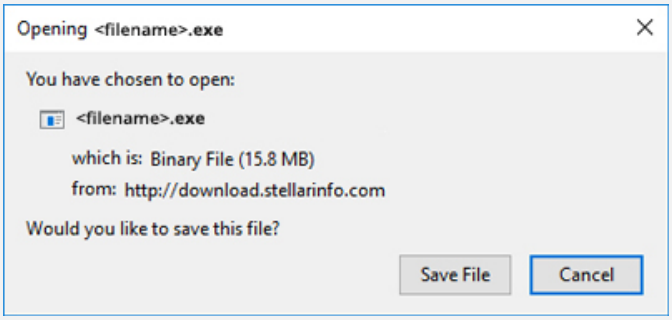

Step 2

When Downloads Windows Appears Double-Click the File

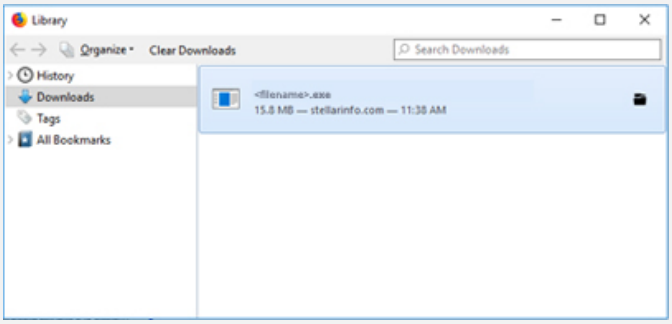

Step 3

When Security Warning Dialog Box Appears, Click Run

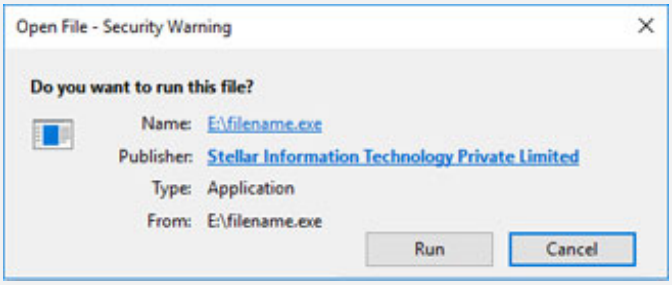

System Requirements:

Processor: Pentium Class
Operating Systems: Windows 11, 10, 8.1, 8, 7