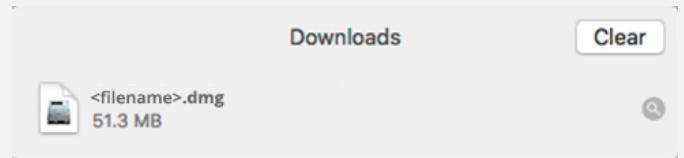


Stellar Data Recovery Professional

Steps to Install

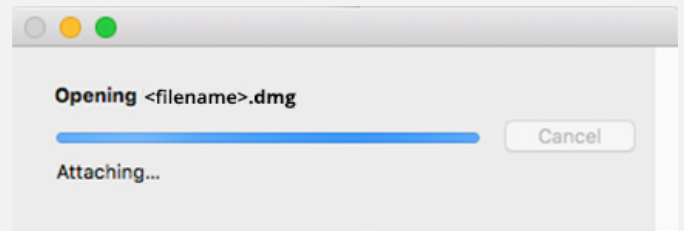
Step 1

Download Stellar Application to your Mac



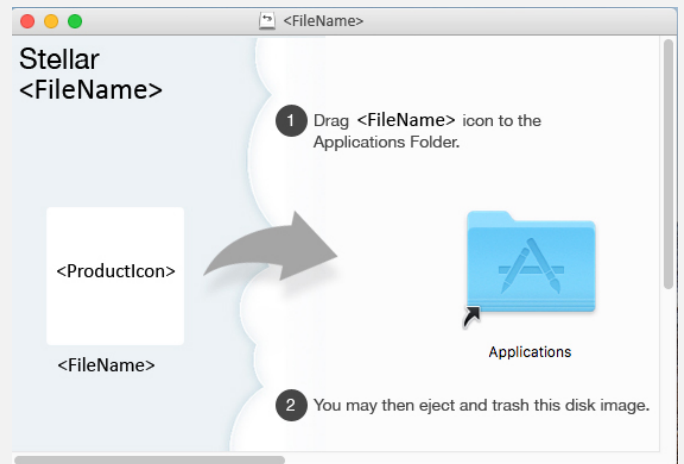
Step 2

Double Click the .DMG File



Step 3

Drag the Application to Your Application Folder and Launch



"screen-mac3.jpg"

System Requirements:

Processor: Intel-compatible (x64, x86)

Operating Systems: macOS Sequoia 15, Sonoma 14, Ventura, Monterey, Big Sur, Catalina 10.15, 10.14, 10.13, & 10.12