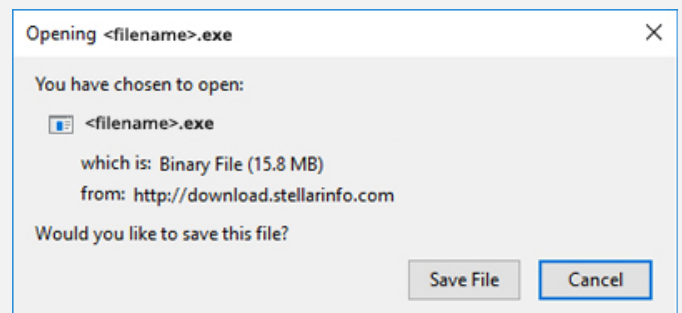


Stellar Mailbox Extractor for Exchange Backup

Steps to Install

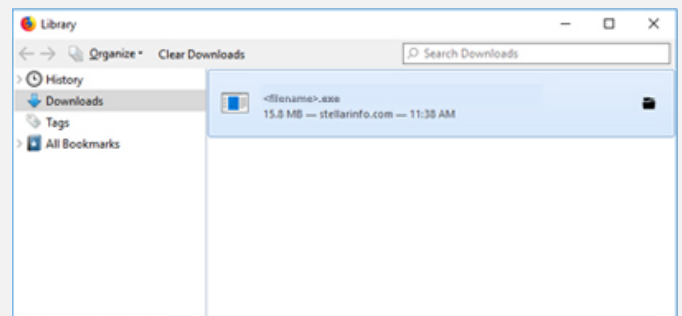
Step 1

When Opening Dialog Box Appears Click Save File



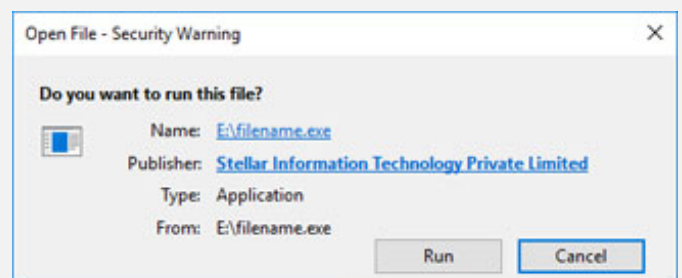
Step 2

When Downloads Windows Appears Double-Click the File



Step 3

When Security Warning Dialog Box Appears, Click Run



"screen-win3.jpg"

System Requirements:

Processor: Pentium Class

Operating Systems: Windows 11, 10, 8, XP, Vista & Windows Server 2012 , 2008