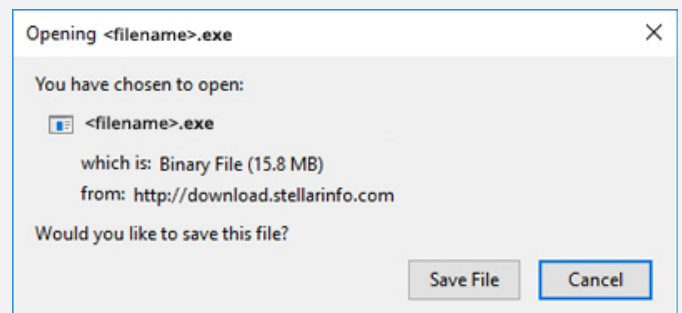


Stellar Repair for MySQL

Steps to Install

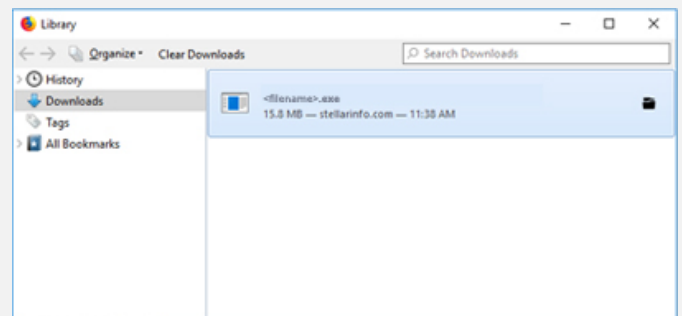
Step 1

When Opening Dialog Box Appears Click
Save File



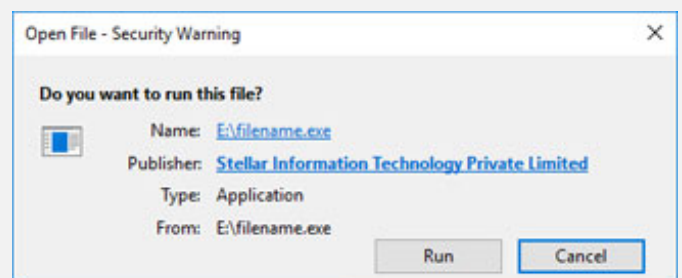
Step 2

When Downloads Windows Appears
Double-Click the File



Step 3

When Security Warning Dialog Box
Appears, Click Run



"screen-win3.jpg"

System Requirements:

Processor: Intel-kompatibel (x64-basierter Prozessor)

Operating Systems: For Windows: Windows 11, 10, 8.1, 8. For Linux: CentOS 7 (64-bit) / Red Hat Enterprise Linux 7 (64-bit) and Ubuntu 16.04 (32-bit & 64-bit) / Ubuntu 18.04 & 19.10 (64-bit)