Stellar Repair for OLM

Steps to Install

Step 1

When Opening Dialog Box Appears Click Save File

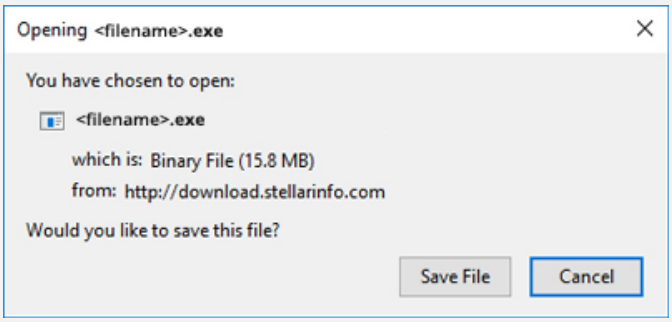

Step 2

When Downloads Windows Appears Double-Click the File

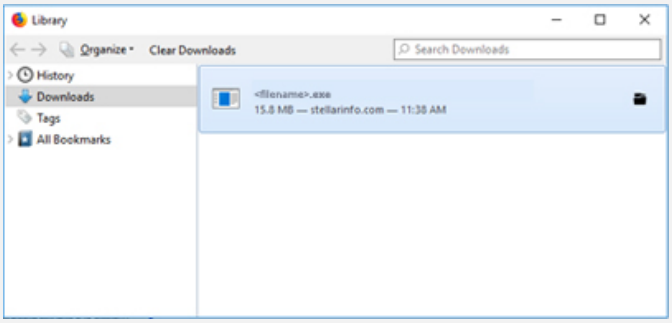

Step 3

When Security Warning Dialog Box Appears, Click Run

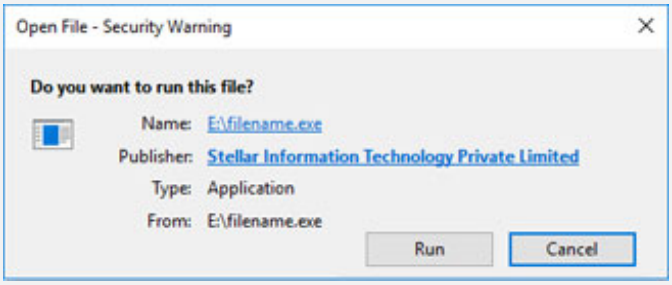

"screen-win3.jpg"

System Requirements:

Processor: Intel-kompatibel (x64-basierter Prozessor)
Operating Systems: macOS: Tahoe 26, Sequoia 15, Ventura, Monterey, Big Sur, Catalina, Mojave, High Sierra, Sierra (10.12)