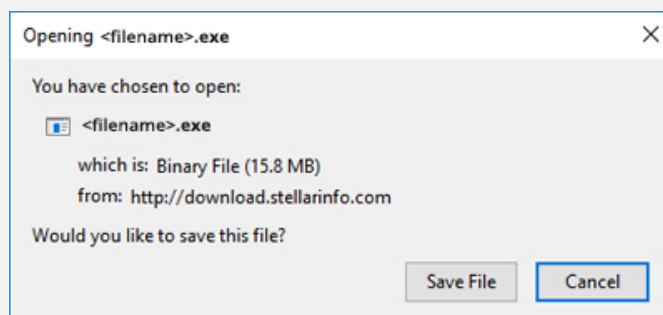


Stellar Toolkit for Outlook

Steps to Install

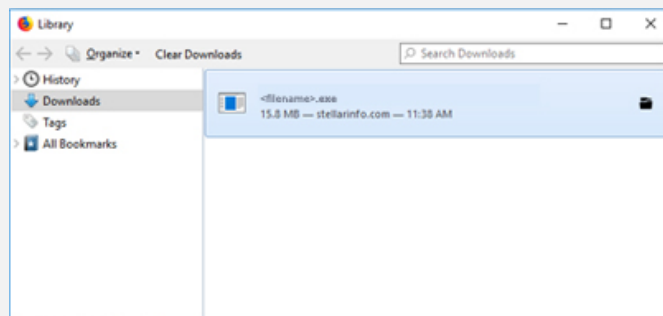
Step 1

When Opening Dialog Box Appears Click
Save File



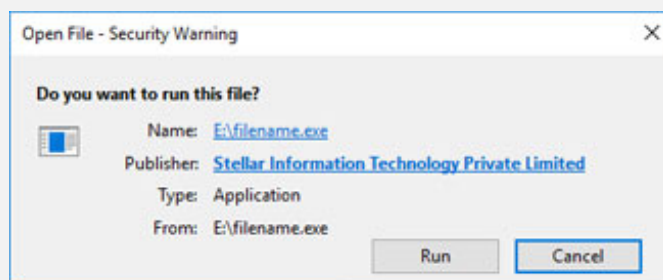
Step 2

When Downloads Windows Appears
Double-Click the File



Step 3

When Security Warning Dialog Box
Appears, Click Run



System Requirements:

Processor: Pentium Class

RAM: 1 GB Minimum

Hard Disk: 100 MB di spazio libero

Operating Systems: Windows 10, 8.1, 8, 7, Vista & XP