Stellar Toolkit for Outlook

Steps to Install

Step 1

When Opening Dialog Box Appears Click Save File

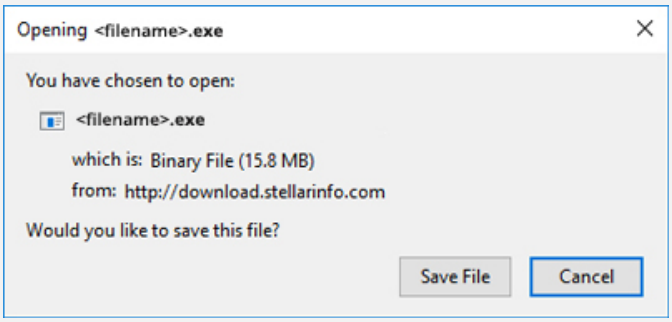

Step 2

When Downloads Windows Appears Double-Click the File

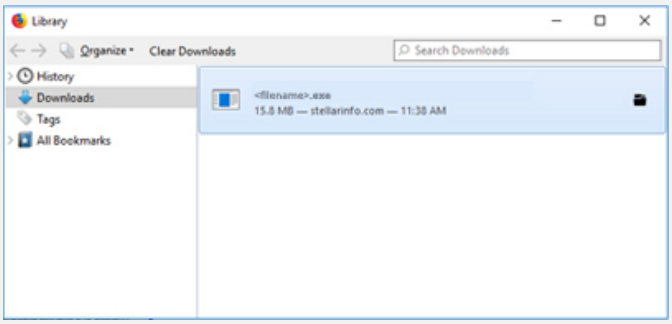

Step 3

When Security Warning Dialog Box Appears, Click Run

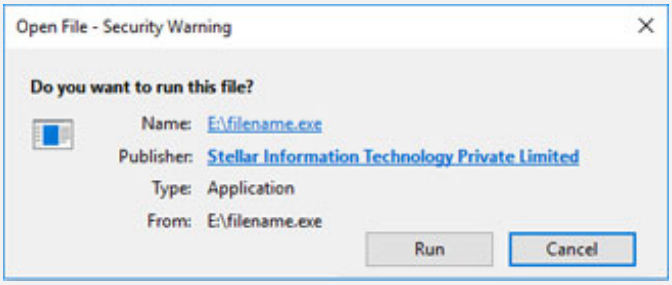

"screen-win3.jpg"

System Requirements:

Processor: Compatible con Intel (Procesador basado en x64)
Operating Systems: Windows 11, 10, 8.1, 8