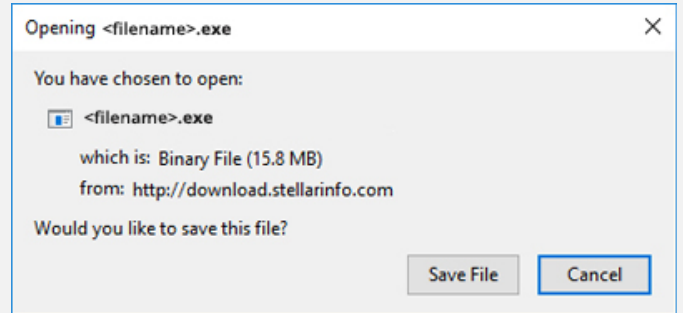


# Stellar Repair for Outlook Technician

## Steps to Install

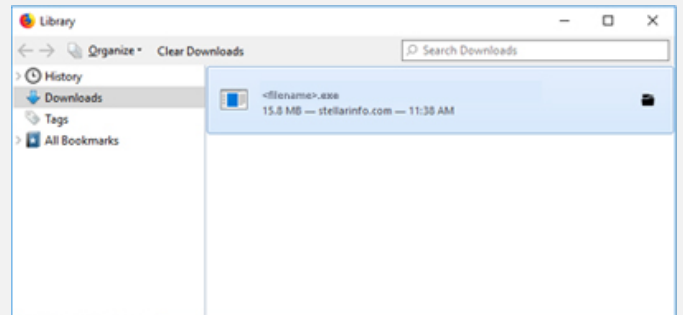
### Step 1

When Opening Dialog Box Appears Click Save File



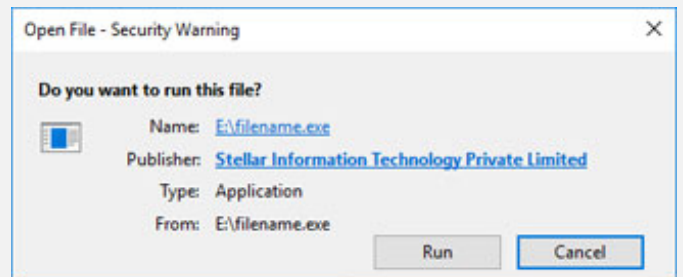
### Step 2

When Downloads Windows Appears Double-Click the File



### Step 3

When Security Warning Dialog Box Appears, Click Run



"screen-win3.jpg"

### System Requirements:

Processor: 64-bit

Operating Systems: Windows 11, 10, 8.1, 8