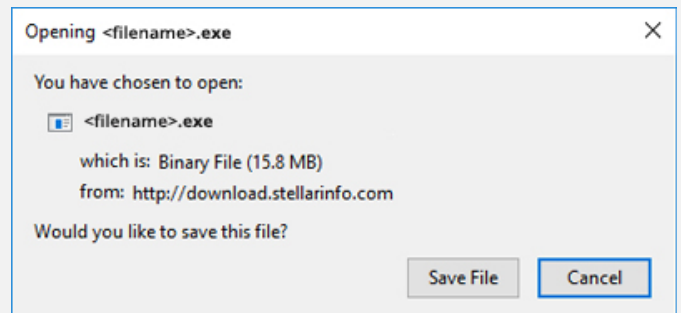


Stellar Windows Data Recovery -Free Edition

Steps to Install

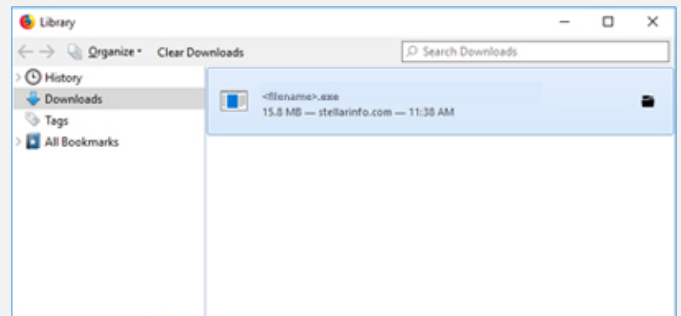
Step 1

When Opening Dialog Box Appears Click Save File



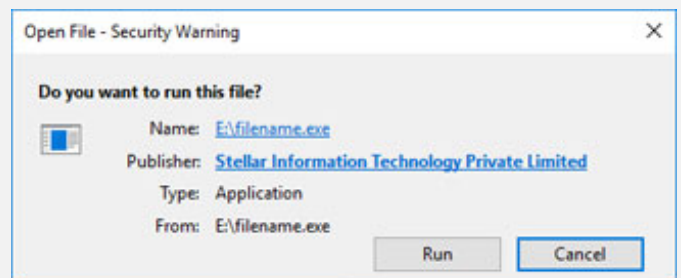
Step 2

When Downloads Windows Appears Double-Click the File



Step 3

When Security Warning Dialog Box Appears, Click Run



"screen-win3.jpg"

System Requirements:

Processor: Intel-kompatibel (x64-basierter Prozessor)

Operating Systems: Windows 11, 10, 8.1, 8 sowie Windows Server 2022, 2019, 2016